




30W Single Output DC-DC Converter

PSD-30 series



- Features :
- *2:1 wide input range
- *Protections: Short circuit / Overload / Over voltage / Reverse polarity
- *1500VAC I/O isolation
- *Cooling by free air convection
- *Built-in EMI filter, low ripple noise
- *100% full load burn-in test
- *Low cost
- *High reliability
- *2 year warranty



GTIN CODE

MW Search: <https://www.meanwell.com/serviceGTIN.aspx>

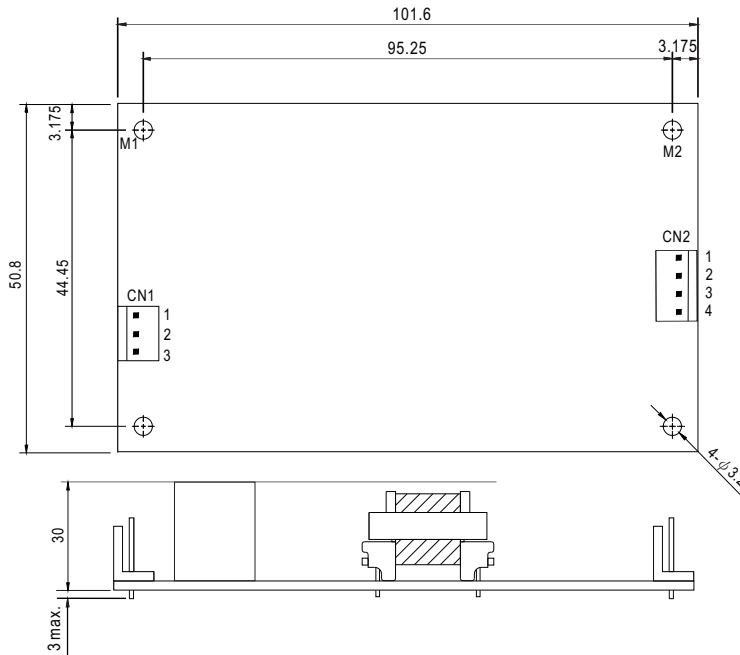


SPECIFICATION

| MODEL | | PSD-30A-5 | PSD-30B-5 | PSD-30C-5 | PSD-30A-12 | PSD-30B-12 | PSD-30C-12 | PSD-30A-24 | PSD-30B-24 | PSD-30C-24 |
|---------------------------|--|---|-----------|--------------|--------------|--------------|------------|------------|------------|------------|
| OUTPUT | DC VOLTAGE | 5V | | | 12V | | | 24V | | |
| | RATED CURRENT | 5A | | | 2.5A | | | 1.25A | | |
| | CURRENT RANGE | 0 ~ 5A | | | 0 ~ 2.5A | | | 0 ~ 1.25A | | |
| | RATED POWER | 25W | | | 30W | | | 30W | | |
| | RIPPLE & NOISE (max.) Note.2 | 100mVp-p | | | 120mVp-p | | | 150mVp-p | | |
| | VOLTAGE ADJ. RANGE | 4.5 ~ 5.5VDC | | | 11 ~ 13.5VDC | | | 22 ~ 26VDC | | |
| | VOLTAGE TOLERANCE Note.3 | ±2.0% | | | ±1.0% | | | ±1.0% | | |
| | LINE REGULATION | ±1.0% | | | ±1.0% | | | ±1.0% | | |
| | LOAD REGULATION | ±1.0% | | | ±1.0% | | | ±1.0% | | |
| SETUP, RISE, HOLD UP TIME | 2s, 50ms, ----- at full load | | | | | | | | | |
| INPUT | VOLTAGE RANGE | A:9 ~ 18VDC | | B:18 ~ 36VDC | | C:36 ~ 72VDC | | | | |
| | EFFICIENCY (Typ.) | 77% | 79% | 80% | 77% | 80% | 82% | 78% | 83% | 83% |
| | DC CURRENT | 4.5A/12V | | | 2.5A/24V | | | 1.1A/48V | | |
| PROTECTION | OVERLOAD | 105 ~ 150% rated output power Protection type : Hiccup mode, recovers automatically after fault condition is removed | | | | | | | | |
| | OVER VOLTAGE | 6 ~ 7.5V | | | 14 ~ 16.5V | | | 27 ~ 32.5V | | |
| | REVERSE POLARITY | By internal fuse open | | | | | | | | |
| ENVIRONMENT | WORKING TEMP. | -20 ~ +60°C (Refer to output load derating curve) | | | | | | | | |
| | WORKING HUMIDITY | 20 ~ 90% RH non-condensing | | | | | | | | |
| | STORAGE TEMP., HUMIDITY | -20 ~ +85°C, 10 ~ 95% RH | | | | | | | | |
| | TEMP. COEFFICIENT | ±0.03%/°C (0 ~ 50°C) | | | | | | | | |
| | VIBRATION | 10 ~ 500Hz, 2G 10min./1cycle, 60min. each along X, Y, Z axes | | | | | | | | |
| SAFETY & EMC (Note 4) | SAFETY STANDARDS | EAC TP TC 004 approved, IEC 62368-1 CB approved by Dekra, Design refer to BS EN/EN62368-1 | | | | | | | | |
| | WITHSTAND VOLTAGE | I/P-O/P:1.5KVAC I/P-FG:2.0KVAC O/P-FG:0.5KVAC | | | | | | | | |
| | ISOLATION RESISTANCE | I/P-O/P, I/P-FG, O/P-FG:100M Ohms/500VDC | | | | | | | | |
| | EMI CONDUCTION & RADIATION | Compliance to BS EN/EN55032 (CISPR32) Class B, EAC TP TC 020 | | | | | | | | |
| OTHERS | EMS IMMUNITY | Compliance to BS EN/EN61000-4-2,3,4,6,8; BS EN/ENV50204, BS EN/EN 55035, light industry level, EAC TP TC 020 | | | | | | | | |
| | MTBF | 3871.7K hrs min. Telcordia SR-332 (Bellcore) ; 639.9K hrs min. MIL-HDBK-217F (25°C) | | | | | | | | |
| | DIMENSION | 101.6*50.8*30mm (L*W*H) | | | | | | | | |
| NOTE | PACKING | 0.15kg; 72pcs/10.8kg/0.82CUFT | | | | | | | | |
| | 1. All parameters NOT specially mentioned are measured at 12,24,48VDC input, rated load and 25°C of ambient temperature. 2. Ripple & noise are measured at 20MHz of bandwidth by using a 12" twisted pair-wire terminated with a 0.1uf & 47uf parallel capacitor. 3. Tolerance : includes set up tolerance, line regulation and load regulation. 4. The power supply is considered a component which will be installed into a final equipment. The final equipment must be re-confirmed that it still meets EMC directives. 5. The ambient temperature derating of 3.5°C/1000m with fanless models and of 5°C/1000m with fan models for operating altitude higher than 2000m(6500ft). (As available on http://www.meanwell.com) ※ Product Liability Disclaimer : For detailed information, please refer to https://www.meanwell.com/serviceDisclaimer.aspx | | | | | | | | | |

■ Mechanical Specification

Unit:mm



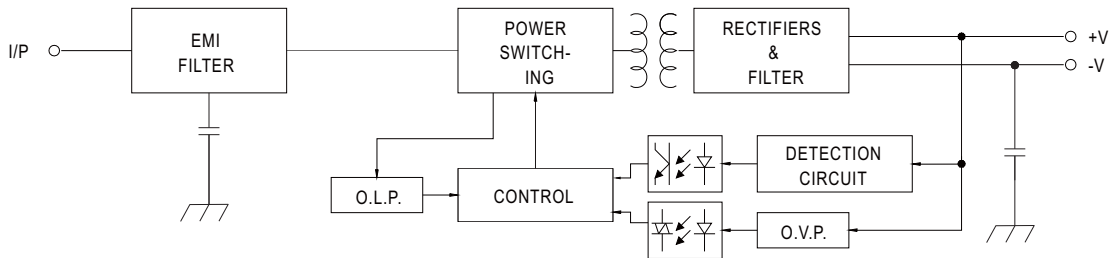
DC Input Connector (CN1) : JST B3P-VH-B or equivalent

| Pin No. | Assignment | Mating Housing | Terminal |
|---------|------------|-----------------------|--------------------------------|
| 1 | DC- | JST VHR or equivalent | JST SVH-21T-P1.1 or equivalent |
| 3 | DC+ | | |
| 2 | NC | | |

DC Output Connector (CN2) : JST B4P-VH-B or equivalent

| Pin No. | Assignment | Mating Housing | Terminal |
|---------|------------|-----------------------|--------------------------------|
| 1,2 | +V | JST VHR or equivalent | JST SVH-21T-P1.1 or equivalent |
| 3,4 | -V | | |

■ Block Diagram



■ Derating Curve

