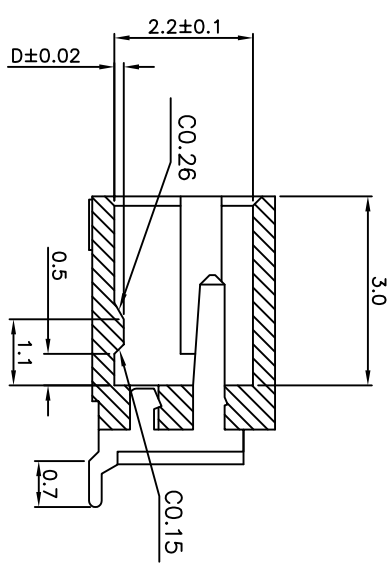
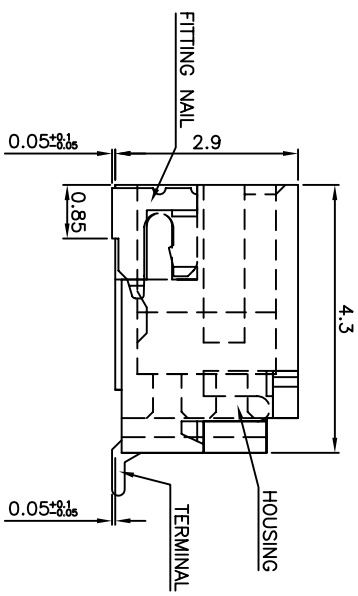
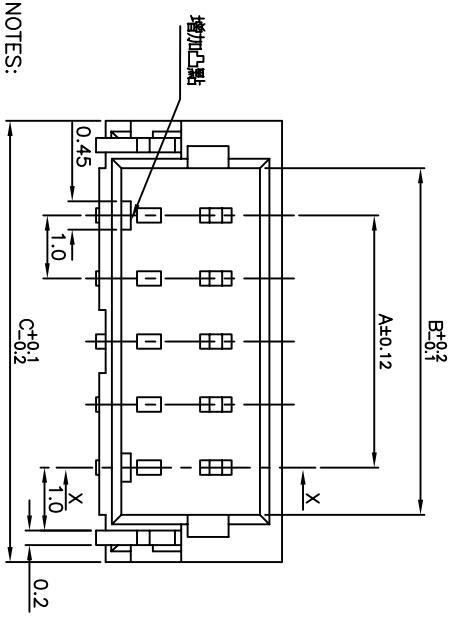
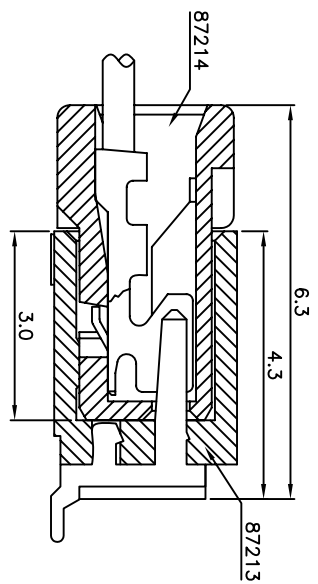


RECOMMENDED PCB LAYOUT  
GENERAL TOLERANCE ±0.05



SECTION X-X

P/N LEGEND  
50224-XXX X X - XXX  
NO OF CKT \_\_\_\_\_  
PACKING \_\_\_\_\_  
0:TAPE & REEL  
1:TUBE  
PLATING \_\_\_\_\_  
L:LEAD FREE(PURE TIN)  
1:G/F OVER ALL(LEAD FREE)  
C:15u"GOLD ON CONTACT  
N:MATT TIN(LEAD FREE)

- NOTES:
- MATERIAL:
    - 1.1 HOUSING: HALOGEN FREE PLASTIC, HIGH TEMP., UL94V-0.
    - 1.2 CONTACT: COPPER ALLOY
    - 1.3 FITTING NAIL: COPPER ALLOY
  - FINISH:
    - 2.1 CONTACT: 50~100u" NICKEL UNDERPLATING OVERALL.
    - 2.2 FITTING NAIL: 50~100u" NICKEL UNDERPLATING OVERALL.
- G:GOLD FLASH PLATING(1~3u") OVERALL.  
N:100~200u" MATT TIN PLATING ON SOLDER TAILS,  
L:100~200u" PURE TINPLATING OVERALL.  
REFLOW SOLDER CAPABLE TO 260° C PER ACES SPEC.  
SPEC. PLS. REFER TO PS-50224-XXXX-xxx-xxx  
PACKAGE PLS. REFER TO 87213-XXXX-xxx-TRP &50224-XXXX-AXX-TRP&50224-XXXX-XXX-TRP  
PART NUMBER

HOUSING COLOR	HALOGEN FREE	PACKAGE	Others
BLACK	HF	87213-XXXX-TRP	001
NATURAL	HF	87213-XXXX-TRP	002
BLACK	HF	87213-XXXX-L-TRP	S01
NATURAL	HF	87213-XXXX-L-TRP	S02

CKT	Dmm A	Dmm B	Dmm C	Dmm D
2	1.0	2.4	4.0	
3	2.0	3.4	5.0	0.20
4	3.0	4.4	6.0	
5	4.0	5.4	7.0	
6	5.0	6.4	8.0	
7	6.0	7.4	9.0	
8	7.0	8.4	10.0	
9	8.0	9.4	11.0	0.15
10	9.0	10.4	12.0	
11	10.0	11.4	13.0	
12	11.0	12.4	14.0	
13	12.0	13.4	15.0	
14	13.0	14.4	16.0	
15	14.0	15.4	17.0	
16	15.0	16.4	18.0	
17	16.0	17.4	19.0	
18	17.0	18.4	20.0	0.08
19	18.0	19.4	21.0	
20	19.0	20.4	22.0	
22	21.0	22.4	24.0	
24	23.0	24.4	26.0	
26	25.0	26.4	28.0	

一檢公差  
TOLERANCES  
X ±0.5 XX ±0.15  
X ±0.25 XXX ±0.1  
ANGLES 1/2°

宏致電子股份有限公司  
Aces Electronic Co., Ltd.

製圖 (DR) 10/12/08 gubin  
審核 (CHKD) SAM

品名 (TITLE) 1.0mm WTB CONN.  
圖號 (DRAWING NO) SMT R/A S/R TYPE  
50224-XXXX-XXX

MARK IS CRITICAL DIM.  
MARK IS MAJOR DIM.

表面處理 (FINISH) 比例 (SCALE) 8:1 單位 (UNITS) mm

核准 (APPD) Jason  
張啟 (SHEET) 1 OF 1 SIZE RSV A4 G