

1-292161-3 ✓ ACTIVE



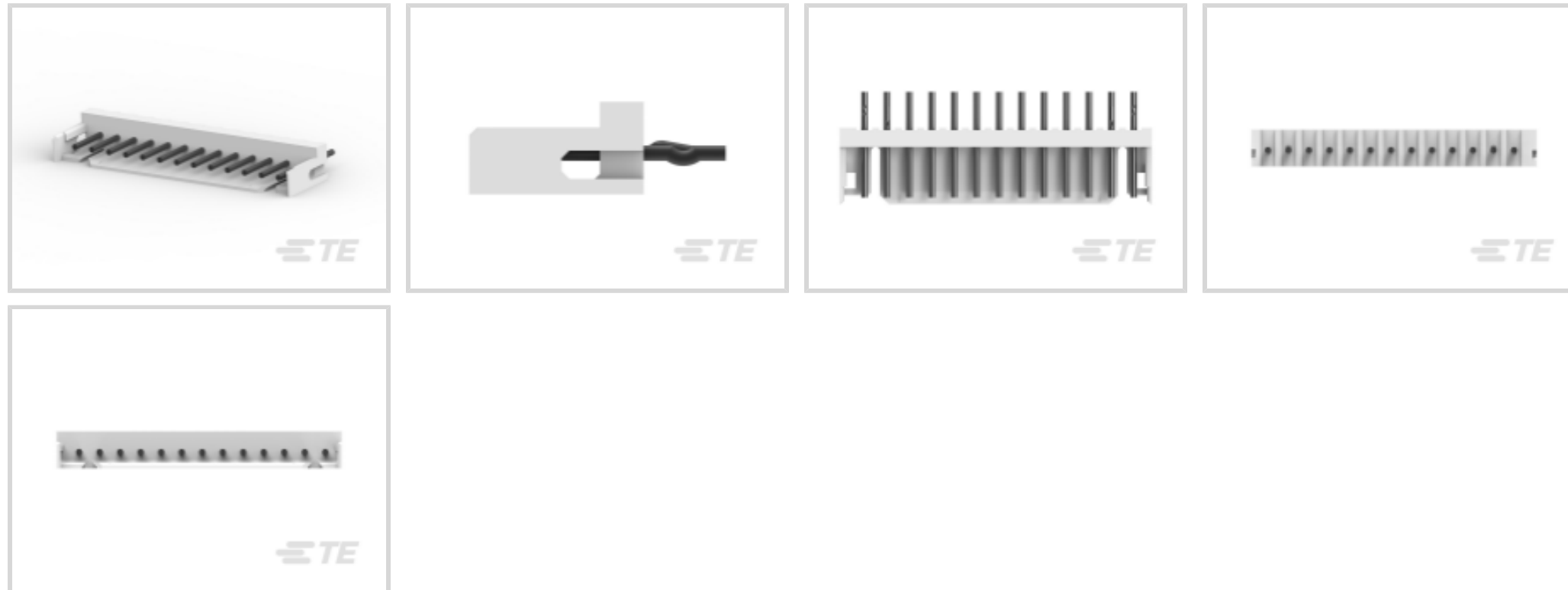
AMP CT

TE Internal #: 1-292161-3

PCB Mount Header, Vertical, Wire-to-Board, 13 Position, 2 mm [.079 in] Centerline, Partially Shrouded, Tin, Through Hole - Solder, AMP CT

[View on TE.com >](#)

Connectors > PCB Connectors > PCB Headers & Receptacles > CT 2mm Post Header Assembly with Kink - Vertical



Connector System: **Wire-to-Board**

Number of Positions: **13**

Number of Rows: **1**

Centerline (Pitch): **2 mm [.079 in]**

PCB Mount Orientation: **Vertical**

[All CT 2mm Post Header Assembly with Kink - Vertical \(47\)](#)

Features

Product Type Features

| | |
|-----------------------------------|-----------------------|
| Connector System | Wire-to-Board |
| Header Type | Partially Shrouded |
| Sealable | No |
| Connector & Contact Terminates To | Printed Circuit Board |
| PCB Connector Assembly Type | PCB Mount Header |

Configuration Features

| | |
|-----------------------|----------|
| Number of Positions | 13 |
| Number of Rows | 1 |
| PCB Mount Orientation | Vertical |

Electrical Characteristics

| | |
|-------------------|---------|
| Operating Voltage | 125 VAC |
|-------------------|---------|

Body Features



| | |
|-----------------------|---------|
| Primary Product Color | Natural |
|-----------------------|---------|

Contact Features

| | |
|---|---|
| Contact Mating Area Length | 4.5 mm[.177 in] |
| PCB Contact Termination Area Plating Material Thickness | 1 – 2 μm [39.37 – 78.73 μin] |
| Contact Layout | Inline |
| Mating Pin Diameter | .6 mm[.024 in] |
| Contact Mating Area Plating Material Thickness | 1 – 2 μm [39.37 – 78.73 μin] |
| Contact Shape & Form | Round |
| Contact Mating Area Plating Material Finish | Matte |
| PCB Contact Termination Area Plating Material | Tin |
| Contact Base Material | Brass |
| Contact Mating Area Plating Material | Tin |
| Contact Type | Pin |
| Contact Current Rating (Max) | 4 A |

Termination Features

| | |
|---|-----------------------|
| Round Termination Post & Tail Diameter | .6 mm[.024 in] |
| Termination Post & Tail Length | 3.2 mm[.126 in] |
| Termination Method to Printed Circuit Board | Through Hole - Solder |

Mechanical Attachment

| | |
|--------------------------|--------------|
| Mating Alignment Type | Polarization |
| Mating Retention | Without |
| Panel Mount Feature | With |
| PCB Mount Retention Type | Kinked Legs |
| Connector Mounting Type | Board Mount |
| Mating Alignment | With |
| PCB Mount Alignment | Without |
| PCB Mount Retention | With |

Housing Features

| | |
|--------------------|---------------|
| Housing Material | Nylon 66 |
| Centerline (Pitch) | 2 mm[.079 in] |

Dimensions

| | |
|------------------|-------------------|
| Connector Length | 27.8 mm[1.095 in] |
|------------------|-------------------|



| | |
|-----------------------------|-----------------------|
| Connector Height | 6.8 mm[.267 in] |
| Connector Width | 3.6 mm[.141 in] |
| PCB Thickness (Recommended) | .8 mm[.031 – .063 in] |

Usage Conditions

| | |
|-----------------------------|----------------------------|
| Operating Temperature Range | -40 – 221 °C[-40 – 105 °F] |
|-----------------------------|----------------------------|

Operation/Application

| | |
|--------------------------|----------------------|
| Assembly Process Feature | Pick and Place Cover |
| Circuit Application | Power & Signal |

Industry Standards

| | |
|------------------------|-----------------------|
| Agency/Standard | CSA, UL |
| Approved Standards | CSA LR7189, UL E28476 |
| UL Flammability Rating | UL 94V-0 |

Packaging Features

| | |
|--------------------|----------|
| Packaging Quantity | 500 |
| Packaging Type | Bag, Box |

Product Compliance

[For compliance documentation, visit the product page on TE.com>](#)

| | |
|---|---|
| EU RoHS Directive 2011/65/EU | Compliant |
| EU ELV Directive 2000/53/EC | Compliant |
| China RoHS 2 Directive MIIT Order No 32, 2016 | No Restricted Materials Above Threshold |
| EU REACH Regulation (EC) No. 1907/2006 | Current ECHA Candidate List: JUNE 2023 (235) Candidate List Declared Against: JUNE 2023 (235) Does not contain REACH SVHC |
| Halogen Content | Low Halogen - Br, Cl, F, I < 900 ppm per homogenous material. Also BFR/CFR/PVC Free |
| Solder Process Capability | Wave solder capable to 240°C |

Product Compliance Disclaimer

This information is provided based on reasonable inquiry of our suppliers and represents our current actual knowledge based on the information they provided. This information is subject to change. The part numbers that TE has identified as EU RoHS compliant have a maximum concentration of 0.1% by weight in homogenous materials for lead, hexavalent chromium, mercury, PBB, PBDE, DBP, BBP, DEHP, DIBP, and 0.01% for cadmium, or qualify for an exemption to these limits as defined in the Annexes of Directive 2011/65/EU (RoHS2). Finished electrical and electronic equipment products will be CE marked as required by Directive 2011/65/EU. Components may not be CE marked. Additionally, the part

numbers that TE has identified as EU ELV compliant have a maximum concentration of 0.1% by weight in homogenous materials for lead, hexavalent chromium, and mercury, and 0.01% for cadmium, or qualify for an exemption to these limits as defined in the Annexes of Directive 2000/53/EC (ELV). Regarding the REACH Regulation, the information TE provides on SVHC in articles for this part number is based on the latest European Chemicals Agency (ECHA) 'Guidance on requirements for substances in articles' posted at this URL: <https://echa.europa.eu/guidance-documents/guidance-on-reach>

Compatible Parts



TE Part # CAT-AM7017-C7671
Common Termination Contacts —
POWER TRIPLE LOCK




TE Part # CAT-AM7017-H8172
AMP COMMON TERMINATION
HOUSINGS

Also in the Series | AMP CT



Connector Hardware(46)



PCB Headers & Receptacles(756)



Wire-to-Board Connector Assemblies
& Housings(256)



Wire-to-Board Connector Contacts(8)

Customers Also Bought



TE Part #1-292161-4
CT 2mm Post Header Assembly with
Kink - Vertical



TE Part #292161-4
CT 2mm Post Header Asmbly: Box V
DIP



TE Part #292253-2
CT CONN MT HDR ASSY H 2P NAT




TE Part #292207-3
MINI CT SGL DIP V 3P NAT



TE Part #292254-3
CT RELAY HDR ASSY 3P NAT



TE Part #292254-2
CT RELAY HDR ASSY 2P NAT



TE Part #8-292155-3
SGL HDR PANEL MOUNT ASSY



Documents

Product Drawings

[CT P/HDR ASSY V 13P W/KINK NAT](#)

English

CAD Files

Customer View Model

[ENG_CVM_CVM_1-292161-3_A.2d_dxf.zip](#)

English

[3D PDF](#)

3D

Customer View Model

[ENG_CVM_CVM_1-292161-3_A.3d_igs.zip](#)

English

Customer View Model

[ENG_CVM_CVM_1-292161-3_A.3d_stp.zip](#)

English

By downloading the CAD file I accept and agree to the [Terms and Conditions](#) of use.

Product Specifications

[Product Specification](#)

English

[Product Specification](#)

English

[AMP COMMON TERMINATION \(CT\), CONNECTOR, 2mm PITCH, M/T TYPE, LEAD FREE VERSION](#)

Japanese

[Product Specification](#)

Japanese

Product Environmental Compliance

[MD_1-292161-3_030320181232_dmtec](#)

English

[MD_1-292161-3_030320181232_dmtec](#)

English