




MIS

TE Internal #: 1-440146-2

Housing, Receptacle, Wire-to-Board, 12 Position, .049 in [1.25 mm]
Centerline, Crimp, 1 Row, Natural, Mating Retention, Wire & Cable,
MIS

[View on TE.com >](#)

Connectors > PCB Connectors > Wire-to-Board Connectors > Wire-to-Board Connector Assemblies & Housings



Connector Product Type: **Housing**

Connector & Housing Type: **Receptacle**

Connector System: **Wire-to-Board**

Number of Positions: **12**

Centerline (Pitch): **1.25 mm [.049 in]**

Features

Product Type Features

Connector Product Type	Housing
Connector & Housing Type	Receptacle
Connector System	Wire-to-Board
Sealable	No
Connector & Contact Terminates To	Wire & Cable

Configuration Features

Number of Positions	12
Number of Rows	1

Electrical Characteristics

Dielectric Withstanding Voltage (Max)	250 VAC
Insulation Resistance	100 MΩ
Operating Voltage	100 VAC

Body Features

Primary Product Color	Natural
-----------------------	---------



Contact Features

Contact Layout	Inline
Contact Type	Socket
Contact Base Material	Copper Alloy
Contact Current Rating (Max)	1 A

Termination Features

Termination Method to Wire & Cable	Crimp
------------------------------------	-------

Mechanical Attachment

Strain Relief	Without
Panel Mount Feature	Without
PCB Mount Retention	Without
Mating Retention Type	Detent
Mating Retention	With
Connector Mounting Type	Cable Mount (Free-Hanging)

Housing Features

Housing Entry Configuration	Both Ends Closed
Housing Material	Thermoplastic
Centerline (Pitch)	1.25 mm [.049 in]

Dimensions

Connector Length	16.75 mm [.659 in]
Connector Height	3.15 mm [.124 in]
Connector Width	3.95 mm [.156 in]
Wire Size	32 – 28 AWG

Usage Conditions

Operating Temperature Range	-40 – 85 °C [-40 – 185 °F]
-----------------------------	----------------------------

Operation/Application

Circuit Application	Power & Signal
---------------------	----------------

Industry Standards

Glow Wire Rating	Standard Part - Not Glow Wire
UL Flammability Rating	UL 94V-0

Packaging Features



Packaging Quantity	1000
Packaging Method	Bag/Carton

Product Compliance

[For compliance documentation, visit the product page on TE.com>](#)

EU RoHS Directive 2011/65/EU	Compliant
EU ELV Directive 2000/53/EC	Compliant
China RoHS 2 Directive MIIT Order No 32, 2016	No Restricted Materials Above Threshold
EU REACH Regulation (EC) No. 1907/2006	Current ECHA Candidate List: JUNE 2023 (235) Candidate List Declared Against: JUNE 2023 (235) Does not contain REACH SVHC
Halogen Content	Low Halogen - Br, Cl, F, I < 900 ppm per homogenous material. Also BFR/CFR/PVC Free
Solder Process Capability	Not applicable for solder process capability

Product Compliance Disclaimer

This information is provided based on reasonable inquiry of our suppliers and represents our current actual knowledge based on the information they provided. This information is subject to change. The part numbers that TE has identified as EU RoHS compliant have a maximum concentration of 0.1% by weight in homogenous materials for lead, hexavalent chromium, mercury, PBB, PBDE, DBP, BBP, DEHP, DIBP, and 0.01% for cadmium, or qualify for an exemption to these limits as defined in the Annexes of Directive 2011/65/EU (RoHS2). Finished electrical and electronic equipment products will be CE marked as required by Directive 2011/65/EU. Components may not be CE marked. Additionally, the part numbers that TE has identified as EU ELV compliant have a maximum concentration of 0.1% by weight in homogenous materials for lead, hexavalent chromium, and mercury, and 0.01% for cadmium, or qualify for an exemption to these limits as defined in the Annexes of Directive 2000/53/EC (ELV). Regarding the REACH Regulation, the information TE provides on SVHC in articles for this part number is based on the latest European Chemicals Agency (ECHA) 'Guidance on requirements for substances in articles' posted at this URL: <https://echa.europa.eu/guidance-documents/guidance-on-reach>


Compatible Parts



Also in the Series | **MIS**



PCB Headers & Receptacles(23)

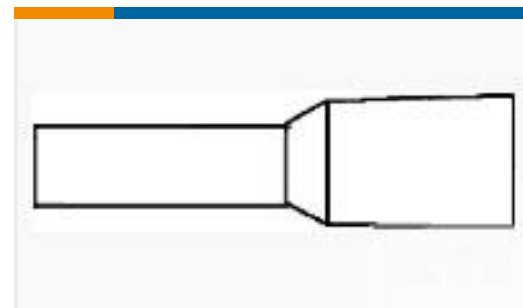
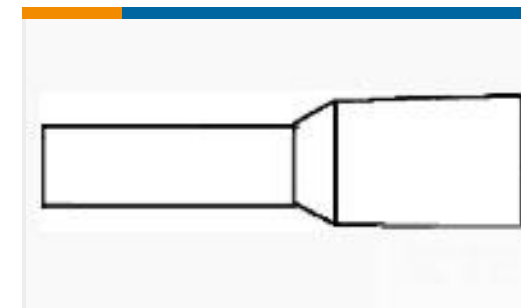
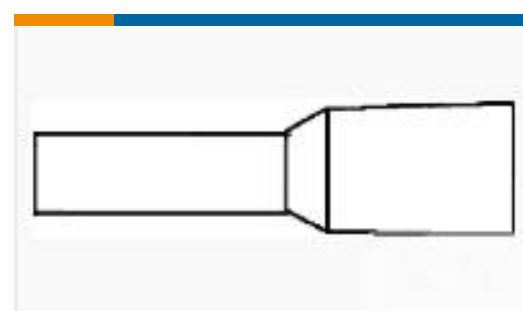


Wire-to-Board Connector Assemblies & Housings(25)



Wire-to-Board Connector Contacts(3)

Customers Also Bought

TE Part #6609008-7
1EJHP=F8038TE Part #966067-6
FER,WIRE,PL SLV,.75/18,L10,GREY,LPTE Part #5353929-1
Std USB Type A, R/A, SMT, Offset, PanelTE Part #966067-3
FER,WIRE,PL SLV,.50/20,L10,WHITE,LPTE Part #6-1879215-1
CPF 0402 19K1 0.1% 25PPM 1K RLTE Part #1-966066-1
FER,WIRE,PL SLV,1.50/16,L10,RED,LPTE Part #YDTS26F21-11PNV001
PLUG ASSYTE Part #9-146276-0
40 MODII HDR SRST B/A .100CLTE Part #826415-000
TTMS-12.7-9

Documents

Product Drawings

[1.25mm WTB Socket,Housing,12p](#)

English

CAD Files

[3D PDF](#)

3D

[Customer View Model](#)

[ENG_CVM_CVM_1-440146-2_B1.2d_dxf.zip](#)



English

Customer View Model

[ENG_CVM_CVM_1-440146-2_B1.3d_stp.zip](#)

English

Customer View Model

[ENG_CVM_CVM_1-440146-2_B1.3d_igs.zip](#)

English

Customer View Model

[ENG_CVM_1-440146-2_B.2d_dxf.zip](#)

English

Customer View Model

[ENG_CVM_1-440146-2_B.3d_igs.zip](#)

English

Customer View Model

[ENG_CVM_1-440146-2_B.3d_stp.zip](#)

English

[3D PDF](#)

English

By downloading the CAD file I accept and agree to the [Terms and Conditions](#) of use.

Datasheets & Catalog Pages

[HPI Connectors QRG](#)

English

Product Specifications

[Application Specification](#)

English

Agency Approvals

[UL Report](#)

English