

Female connectors, angled

Identification	No. of contacts	Contact length [mm] termination side	Part number
Type B_{19} VME, Position P0	95	3.4	17 25 095 1101 **17 25 095 2101**
Type B_{19} with upper shield CompactPCI, Position J3 – VME, Position P0	95	3.4	17 25 095 1102 **17 25 095 2102**
Lower shield for type B_{19} connectors			17 25 000 4102
Type B_{22}	110	3.4	17 24 110 1101 **17 24 110 2101**
Type B_{22} with upper shield CompactPCI, Positions J2, J5	110	3.4	17 24 110 1102 **17 24 110 2102**
Lower shield for type B_{22} connectors			17 24 000 4102
Type B_{25}	125	3.4	17 22 125 1101 **17 22 125 2101**
Type B_{25} with upper shield	125	3.4	17 22 125 1102 **17 22 125 2102**
Lower shield for type B_{25} connectors			17 22 000 4102

Dimensions [mm]

Contact positions	x_1	x_2
19	37.9	18 x 2 (= 36)
22	43.9	21 x 2 (= 42)
25	49.9	24 x 2 (= 48)

Without shielding

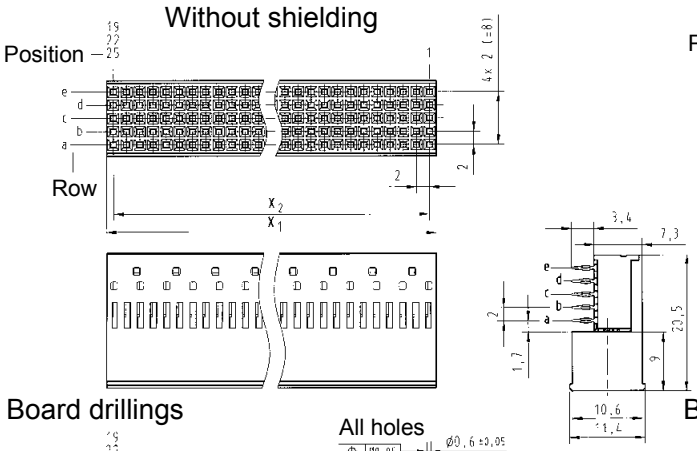

With shielding

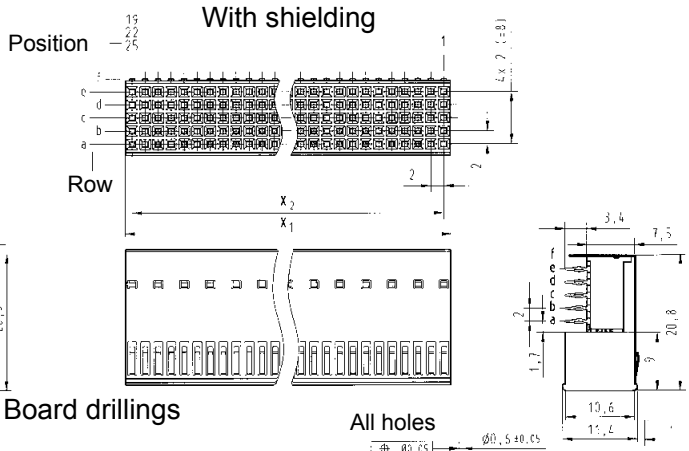

Board drillings

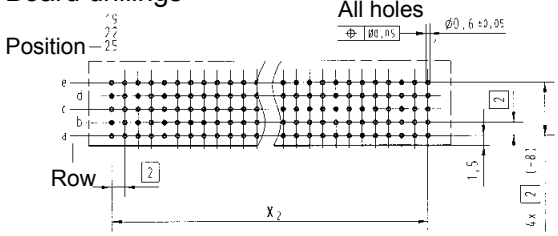

Board drillings

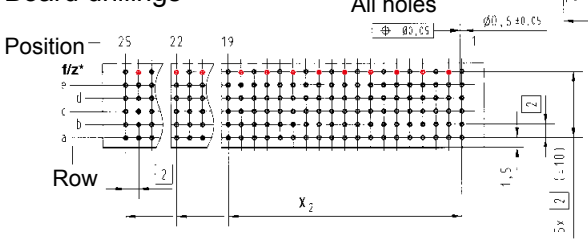

Thin print part numbers: performance level 1
Bold print part numbers: performance level 2

* hole on even contact numbers only needed for lower shielding