

3-292208-6 ✓ ACTIVE



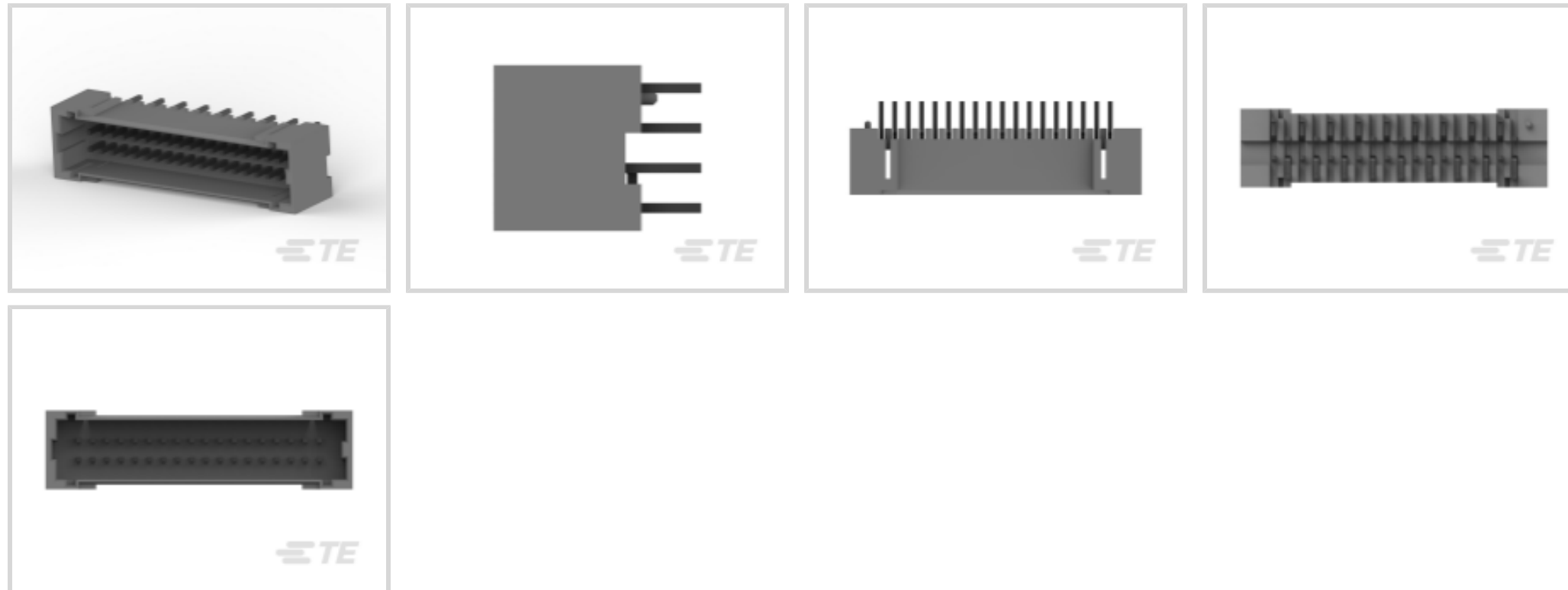
## AMP Mini CT

TE Internal #: 3-292208-6

PCB Mount Header, Vertical, Wire-to-Board, 36 Position, 1.5 mm [.059 in] Centerline, Fully Shrouded, Tin, Through Hole - Solder, Signal, AMP Mini CT

[View on TE.com >](#)

Connectors > PCB Connectors > PCB Headers & Receptacles



Connector System: **Wire-to-Board**

Number of Positions: **36**

Number of Rows: **2**

Centerline (Pitch): **1.5 mm [.059 in]**

PCB Mount Orientation: **Vertical**

### Features

#### Product Type Features

Connector System	Wire-to-Board
Header Type	Fully Shrouded
Sealable	No
Connector & Contact Terminates To	Printed Circuit Board
PCB Connector Assembly Type	PCB Mount Header

#### Configuration Features

Number of Positions	36
Number of Rows	2
PCB Mount Orientation	Vertical

#### Electrical Characteristics

Operating Voltage	50 VAC
-------------------	--------

#### Body Features

Primary Product Color	Gray
-----------------------	------



### Contact Features

Contact Mating Area Length	2.4 mm[.095 in]
Mating Square Post Dimension	.5 mm[.02 in]
PCB Contact Termination Area Plating Material Thickness	1 $\mu$ m[39.37 $\mu$ in]
Contact Layout	Staggered
Contact Mating Area Plating Material Thickness	1 $\mu$ m[39.37 $\mu$ in]
Contact Shape & Form	Square
Contact Mating Area Plating Material Finish	Matte
PCB Contact Termination Area Plating Material	Pre-Tin
Contact Base Material	Brass
Contact Mating Area Plating Material	Tin
Contact Type	Pin
Contact Current Rating (Max)	2 A

### Termination Features

Square Termination Post & Tail Dimension	.5 mm[.02 in]
Termination Post & Tail Length	3 mm[.118 in]
Termination Method to Printed Circuit Board	Through Hole - Solder

### Mechanical Attachment

PCB Mount Alignment Type	Locating Posts
Mating Alignment Type	Polarization
Mating Retention	With
PCB Mount Retention Type	Kinked Legs
Connector Mounting Type	Board Mount
Mating Alignment	With
PCB Mount Alignment	With
PCB Mount Retention	With

### Housing Features

Housing Material	Nylon (G.F)
Centerline (Pitch)	1.5 mm[.059 in]

### Dimensions

Connector Length	32.5 mm[1.279 in]
Connector Height	7.4 mm[.291 in]



Connector Width	8.3 mm[.326 in]
PCB Thickness (Recommended)	1.6 mm[.063 in]
Row-to-Row Spacing	2 mm[.079 in]

### Usage Conditions

Operating Temperature Range	-22 – 221 °C[-30 – 105 °F]
-----------------------------	----------------------------

### Operation/Application

Assembly Process Feature	Pick and Place Cover
Circuit Application	Signal

### Industry Standards

Agency/Standard	CSA, UL
Approved Standards	CSA LR7189, UL E28476
UL Flammability Rating	UL 94V-0

### Packaging Features

Packaging Quantity	850
Packaging Type	Box, Tray

## Product Compliance

[For compliance documentation, visit the product page on TE.com>](#)

EU RoHS Directive 2011/65/EU	Compliant
EU ELV Directive 2000/53/EC	Compliant
China RoHS 2 Directive MIIT Order No 32, 2016	No Restricted Materials Above Threshold
EU REACH Regulation (EC) No. 1907/2006	Current ECHA Candidate List: JUNE 2023 (235) Candidate List Declared Against: JUNE 2023 (235) Does not contain REACH SVHC
Halogen Content	Not Low Halogen - contains Br or Cl > 900 ppm.
Solder Process Capability	Wave solder capable to 265°C

#### Product Compliance Disclaimer

This information is provided based on reasonable inquiry of our suppliers and represents our current actual knowledge based on the information they provided. This information is subject to change. The part numbers that TE has identified as EU RoHS compliant have a maximum concentration of 0.1% by weight in homogenous materials for lead, hexavalent chromium, mercury, PBB, PBDE, DBP, BBP, DEHP, DIBP, and 0.01% for cadmium, or qualify for an exemption to these limits as defined in the Annexes of Directive 2011/65/EU (RoHS2). Finished electrical and electronic equipment products will be CE marked as required by Directive 2011/65/EU. Components may not be CE marked. Additionally, the part numbers that TE has identified as EU ELV compliant have a maximum concentration of 0.1% by weight in homogenous

materials for lead, hexavalent chromium, and mercury, and 0.01% for cadmium, or qualify for an exemption to these limits as defined in the Annexes of Directive 2000/53/EC (ELV). Regarding the REACH Regulation, the information TE provides on SVHC in articles for this part number is based on the latest European Chemicals Agency (ECHA) 'Guidance on requirements for substances in articles' posted at this URL: <https://echa.europa.eu/guidance-documents/guidance-on-reach>

## Compatible Parts



TE Part # 1-353908-8  
CT REC HSG 18P CRIMP TYPE WHIT




TE Part # 3-353294-6  
AMP MINI D/R HDR HSG 36P NATU



TE Part # 1-353293-8  
MINI CT MT REC ASSY 18P GRAY


## Also in the Series | AMP Mini CT




PCB Connector Mounting(10)



PCB Headers & Receptacles(332)



Wire-to-Board Connector Assemblies & Housings(172)



Wire-to-Board Connector Contacts(4)

## Customers Also Bought



TE Part #1-292132-2  
CT 2mm Post Header Asmbly: Box V DIP



TE Part #1-292207-6  
MINI CT SGL DIP V 16P NAT



TE Part #1-292207-2  
MINI CT SGL DIP V 12P NAT



TE Part #3-292207-8  
MINI CT SGL DIP V 18P BLACK



TE Part #292207-5  
MINI CT SGL DIP V 5P NAT



TE Part #3-292207-3  
MINI CT SGL DIP V 13P BLACK



TE Part #1-292207-0  
MINI CT SGL DIP V 10P NAT



TE Part #2-292207-0  
MINI CT SGL DIP V 20P NAT



## Documents

### Product Drawings

[MINI CT D/R DIP 36P V NAT](#)

English

### CAD Files

[3D PDF](#)

3D

Customer View Model

[ENG\\_CVM\\_CVM\\_3-292208-6\\_E.2d\\_dxf.zip](#)

English

Customer View Model

[ENG\\_CVM\\_CVM\\_3-292208-6\\_E.3d\\_igs.zip](#)

English

Customer View Model

[ENG\\_CVM\\_CVM\\_3-292208-6\\_E.3d\\_stp.zip](#)

English

Customer View Model

[ENG\\_CVM\\_3-292208-6\\_O.3d\\_igs.zip](#)

English

[3D PDF](#)

English

Customer View Model

[ENG\\_CVM\\_3-292208-6\\_O.3d\\_stp.zip](#)

English

Customer View Model

[ENG\\_CVM\\_3-292208-6\\_O.2d\\_dxf.zip](#)

English

By downloading the CAD file I accept and agree to the [Terms and Conditions](#) of use.

### Product Specifications

[Application Specification](#)

English

### Product Environmental Compliance

[MD\\_3-292208-6\\_03272017921\\_dmtec](#)

English



[MD\\_3-292208-6\\_03272017921\\_dmtec](#)

English

---

[Agency Approvals](#)

[UL](#)

English