

DREMEL®



Dremel Experts: US: 1 (800) 437-3635 Canada: 1 (888) 285-3476

www.dremel.com

DREMEL®



DREMEL.COM

Visit our website and sign up for our newsletter for new product updates, tips, project inspiration, and more!

To purchase our products, please visit:
SHOP.DREMEL.COM

TALK, DISCOVER, SHARE



@DREMEL



Customer Support

A well-prepared staff of Dremel Experts is available to answer questions about our tools. With over 650 total years of combined work experience, the Dremel Experts are ready to serve you.

Phone support is available 8AM-5PM CT Monday-Friday

USA 1-800-4-DREMEL or 1-800-437-3635

CANADA 1-888-285-3476

DIGILAB: 1-844-4DRML3D or 1-844-437-6533

LET'S MAKE OUR MARK



INDEX

ROTARY TOOLS

Corded	5-14
Cordless.....	15-20
Attachments	21-26
Accessories	27-46

HOME SOLUTIONS

Versa™-Power Cleaner	49-50
Go™- Cordless Screddriver.....	51-52

OSCILLATING TOOLS

Multi-Max™	55-62
Accessories	63-66

MULTI-SAWS

Ultra-Saw™	69-70
Saw-Max™	71-74

SPECIALTY TOOLS

Moto-Saw™	77-78
Butane Tools	79
Engraver and Accessories.....	80

DIGITAL FABRICATION

3D Printing	83-87
Filament	88
Laser Cutter	89-90

DREMEL GEAR

Cups	93
Shirt.....	94
Stickers	94

A close-up, shallow depth-of-field photograph of a rotary tool bit. The bit is dark grey and cylindrical, extending horizontally across the frame. The background is a warm, blurred wooden surface. A dark grey horizontal bar is overlaid on the top portion of the image, containing the text 'ROTARY TOOLS' in white, uppercase letters.

ROTARY TOOLS

DREMEL

THE MAKERS OF VERSATILE
TOOL SYSTEMS



WHAT IS A ROTARY TOOL?

Rotary tools are hand held power tools that use high-speed and low torque to undertake a variety of useful tasks with control and precision. Since AJ Dremel invented the first rotary tool over 87 years ago, no other brand has worked harder to bring users a more complete and innovative system of rotary tools, accessories and attachments. Over the years Dremel rotary tools have become the gold standard in versatility, performance, and quality by which all other rotary tools are judged.

ROTARY TOOL OVERVIEW CORDED



Model	4300	4000	3000	200 SERIES	100 SERIES	FORTIFLEX™	STYLO+
Amps	1.8	1.6	1.2	0.9	0.9	2.5	0.5
Speed Range [RPM]	5,000—35,000	5,000—35,000	5,000—32,000	15,000 and 35,000	23,000	0—23,000	5,000—22,000
Versatility Level	High	High	Intermediate	Basic +	Basic	High	Intermediate
Electronic Feedback Control	Yes	Yes	No	No	No	Yes	No
Number of Speeds	Variable	Variable	Variable	2	1	Variable	Variable
Soft Grip	Yes	Yes	Yes	No	No	No	Yes
Separate On/Off Speed Control	Yes	Yes	No	No	No	Yes	Yes
Accy. Change System	EZ Twist™ Nose Cap	EZ Twist™ Nose Cap	EZ Twist™ Nose Cap	Wrench	Wrench	Wrench	Wrench
Weight [oz.]	18.8	22.5	20.0	18.0	18.0	117.0	6.8
Warranty	2 year	2 year	2 year	2 year	2 year	2 year	2 year

VERSATILITY METER

High



Premium Rotary Tools, able to perform the widest range of applications.

Models: 4300, 4000, 8220, FORTIFLEX™

Intermediate



High Performance Rotary Tools, able to tackle a wider range of applications.

Models: 3000, 8100, Stylo+

ROTARY TOOL OVERVIEW CORDLESS



Model	8220	8100	8050 MICRO	7760 LITE	7700	7300	7000
Voltage	12V ^{MAX}	8V ^{MAX}	8V ^{MAX}	4	7.2	4.8	6
Battery Type	Lithium Ion	Lithium Ion	Lithium Ion	Lithium Ion	Ni-Cd	Ni-Cd	4AA
Speed Range [RPM]	5,000 - 33,000	5,000-33,000	5,000—28,000	5,000-23,000	10,000 and 20,000	6,500-14,00	7,000 and 18,000
Versatility Level	High	Intermediate	Basic +	Basic +	Basic+	Basic	Basic
Electronic Feedback Control	No	No	No	No	No	No	No
LED Lights	No	No	Yes	No	No	No	No
Number of Speeds	Variable	Variable	Variable	Variable	2	2	2
Soft Grip	Yes	Yes	Yes	Yes	No	No	No
Separate On/Off Speed Control	Yes	No	Yes	No	No	No	No
Accy. Change System	EZ Twist™ Nose Cap	EZ Twist™ Nose Cap	Wrench	EZ Twist™ Nose Cap	Wrench	Wrench	Wrench
Attachment Interface	Yes	Yes	No	Yes	No	No	No
Weight [oz.]	22.0	14.0	8.0	9.5	12	9	9

Basic +



Enhanced Level Rotary Tools, with improved control across multiple applications.

Models: 200 SERIES, MICRO, 7700

Basic



Entry Level Rotary Tools, ideal for precision applications.

Models: 100 SERIES, 7300, 7000

CORDED ROTARY TOOLS



DREMEL® 4300

The Most Versatile Tool **DREMEL EZ TWIST™**

2
YEAR

Limited
Warranty

Versatility



Pivot Light

Rotates to illuminate your project

EZ Twist™

Nose Cap Wrench for fast accessory changes

Variable Speed

For maximum accessory versatility and precise tool control.

Electronic Feedback

Auto adjusts power and speed as needed.

Can be used with **all** Dremel Rotary Tool accessories and attachments.

High-Performance Motor

For maximum performance at all speeds.

Separate On/Off Switch

Retains speed setting for ease of use.

Increased power and air flow

For cooler operation.



DREMEL EZ CHANGE



PULL



INSERT



SECURE



4300 KIT 4300 - 5/40

- 4300 High Performance Rotary Tool
Pivot Light, Garden Tool Sharpener, Shield,
Cutting Guide, Sanding/Grinding Guide
- Storage Case, Accessory Case, Product
Reference Sheet, Wrench, Dremel Chuck



40 ASSORTED ACCESSORIES

- Carving/Engraving - 107, 191
- Grinding/Sharpening - 8193, 84922, 932
- Cutting - EZ456 (x3), 561
- Cleaning/Polishing - 403, 428, 414 (x2), 421, 429 (x2)
- Sanding - 407, 408 (x3), 432 (x4), 445 (x4), EZ411SA (x3), EZ412SA (x3), EZ413SA (x3)
- Miscellaneous - 150, 401, EZ402

4300 KIT 4300 - 9/64

- 4300 High Performance Rotary Tool, Pivot Light,
Flex-Shaft, Shield, Cutting Guide, Right Angle Guide,
Sanding/Grinding Guide, Detailer's Grip, Circle Cutter
& Straight Edge Guide, Garden Tool Sharpener
- Deluxe Storage Case, 2 Accessory Cases,
Product Reference Sheet, Wrench, Dremel Chuck



64 ASSORTED ACCESSORIES

- Carving/Engraving - 107, 191, 7103
- Grinding/Sharpening - 453, 454, 455, 84922, 8193, 932, EZ541GR
- Cutting - EZ409, EZ456, EZ544, 560, 561
- Cleaning/Polishing - 421, EZ423 (x3), 403, 428
- Sanding - 408 (x10), 432 (x10), 445 (x10), EZ411SA (x3), EZ412SA (x3), EZ413SA (x3)
- Miscellaneous - 150, EZ402, EZ407, 490

CORDED ROTARY TOOLS



DREMEL 4000

Does it All, Better.

2
YEAR

Limited
Warranty

Versatility



Electronic Feedback

Auto adjusts power and speed as needed.

EZ Twist™

Nose Cap Wrench for fast accessory changes.

Variable Speed

For maximum accessory versatility and precise tool control.

Can be used with **all** Dremel Rotary Tool accessories and attachments.

High-Performance Motor

For maximum performance at all speeds.

Separate On/Off Switch

Retains speed setting for ease of use.

360° Grip Zone

With soft grip for comfort and control.

Quick Collet Lock

For fast accessory changes.



Integrated nose cap wrench for fast accessory changes.



4000 KIT 4000 - 2/30

- 4000 High Performance Rotary Tool, Sanding/Grinding Guide, Circle Cutter & Straight Edge Guide
- Storage Case, Accessory Case, Product Reference Sheet, Wrench, 1/8" Collet



30 ASSORTED ACCESSORIES

- Carving/Engraving - 191
- Grinding/Sharpening - 541, 84922, 932
- Cutting - 420 (x2), 426 (x2), 561
- Cleaning/Polishing - 414, 421, 428, 429
- Sanding - 407, 408 (x2), 411 (x3), 412 (x3), 413 (x2), 432 (x2), 445 (x2)
- Miscellaneous - 401, 402



4000 KIT 4000 - 3/34

- 4000 High Performance Rotary Tool, Sanding/Grinding Guide, Detailer's Grip, Multipurpose Cutting Guide
- Storage Case, Accessory Case, Product Reference Sheet, Wrench, 1/8" Collet



34 ASSORTED ACCESSORIES

- Carving/Engraving - 107, 191
- Grinding/Sharpening - 8193, 84922, 85602, 932
- Cutting - 420 (x2), EZ456, 540, 561
- Cleaning/Polishing - 403, 414 (x3), 421, 428, 429 (x2)
- Sanding - 407, 408, 411 (x2), 412, 413, 432 (x3), 445 (x2)
- Miscellaneous - 401, 402, EZ402, 481



4000 KIT 4000 - 4/34

- 4000 High Performance Rotary Tool, Detailer's Grip, Sanding/Grinding Guide, Cutting Guide, Circle Cutter & Straight Edge Guide
- Storage Case, Accessory Case, Product Reference Sheet, Wrench, 1/8" Collet



34 ASSORTED ACCESSORIES

- Carving/Engraving - 107, 191
- Grinding/Sharpening - 8193, 84922, 85602, 932
- Cutting - 420 (x2), EZ456, 540, 561
- Cleaning/Polishing - 403, 414 (x3), 421, 428, 429 (x2)
- Sanding - 407, 408, 411 (x2), 412, 413, 432 (x3), 445 (x3)
- Miscellaneous - 401, 402, EZ402

4000 KIT 4000 - 6/50

- 4000 High Performance Rotary Tool, Flex Shaft, Circle Cutter & Straight Edge Guide, Cutting Guide, Detail Nose Piece, Lawn Mower & Garden Tool Sharpener
- Storage Case, Accessory Case, Product Reference Sheet, Wrench, 1/8" Collet



50 ASSORTED ACCESSORIES

- Carving/Engraving - 107, 191, 194
- Grinding/Sharpening - 541, 8193, 84922, 932
- Cutting - EZ409 (x2), 420 (x4), EZ456 (x2), EZ476 (x2), 540, 561
- Cleaning/Polishing - 405, 414 (x3), 421, 428, 429, 442, EZ423
- Sanding - 407, 408 (x2), 411 (x2), 412 (x2), 413 (x2), 432 (x2), 445 (x2), EZ511, EZ512
- Miscellaneous - 150, 401, 402, EZ402, 481



CORDED ROTARY TOOLS



DREMEL 3000

2
YEAR

Does it Better.

Limited
Warranty

Versatility



EZ Twist™

Nose Cap Wrench for fast accessory changes.

Variable Speed

For maximum accessory versatility and precise tool control.

Sealed Ball Bearing Motor

Runs cool for comfort and longer tool life.

Can be used with **all** Dremel Rotary Tool accessories and attachments except MS400 and PL400 attachments.

Separate On/Off Switch

Retains speed setting for ease of use.

Double hull construction

Eliminates direct heat transfer to hand.



EZ TWIST™

Integrated nose cap wrench for fast accessory changes.





3000 KIT 3000 - 1/24

- 3000 Series Variable Speed Rotary Tool, Sanding/Grinding Guide
- Storage Case, Accessory Case, Product Reference Sheet
- Wrench, 1/8" Collet

24 ASSORTED ACCESSORIES

- Carving/Engraving - 191
- Grinding/Sharpening - 85422, 932, 952
- Cutting - 426 (x2)
- Cleaning/Polishing - 403, 414 (x2), 421, 428, 429
- Sanding - 407, 408, 430, 432 (x2), 438, 445 (x2), 446
- Miscellaneous - 401, 402, 415



3000 KIT 3000 - 1/25

- 3000 Series Variable Speed Rotary Tool, Shield
- Storage Case, Accessory Case, Product Reference Sheet,
- Wrench, 1/8" Collet

25 ASSORTED ACCESSORIES

- Carving/Engraving - 191
- Grinding/Sharpening - 84922, 932, 953
- Cutting - 426 (x2)
- Cleaning/Polishing - 414 (x2), 421, 428, 429 (x2)
- Sanding - 407, 408, 430, 431, 432 (x2), 438 (x2), 445, 446
- Miscellaneous - 401, 402, 415



3000 KIT 3000 - 2/28

- 3000 Series Variable Speed Rotary Tool, Sanding/Grinding Guide, Cutting Guide
- Storage Case, Accessory Case, Product Reference Sheet,
- Wrench, 1/8" Collet

28 ASSORTED ACCESSORIES

- Carving/Engraving - 107, 191, 7144
- Grinding/Sharpening - 84922, 932, 953
- Cutting - 426 (x2), 561
- Cleaning/Polishing - 403, 414 (x3), 421, 428, 429 (x2)
- Sanding - 407, 408 (x2), 432 (x2), 445 (x2),
- Miscellaneous - 401, 402, 415



CORDED ROTARY TOOLS



DREMEL 200 SERIES

2
YEAR

Limited
Warranty

Versatility



Two Speed control

For application versatility and control.

Sealed Ball Bearing Motor

For cool running and longer tool life.



200 SERIES KIT 200 - 1/15

- 200 Series Two-Speed Rotary Tool, Garden Tool Sharpener
- Accessory Case, Product Reference Sheet, Wrench, 1/8" Collet



15 ASSORTED ACCESSORIES

- Carving/Engraving - 194
- Grinding/Sharpening - 8193, 83322, 932
- Cutting - 420, 426
- Cleaning/Polishing - 421, 422, 425, 429
- Sanding - 407, 408, 432
- Miscellaneous - 401, 402

200 SERIES KIT 200 - 1/21

- 200 Series Two-Speed Rotary Tool, Cutting Guide
- Accessory Case, Product Reference Sheet, Wrench, 1/8" Collet

21 ASSORTED ACCESSORIES

- Carving/Engraving - 194
- Grinding/Sharpening - 8193, 83142, 84922, 932
- Cutting - 420, 426, 561
- Cleaning/Polishing - 414 (x2), 421, 425 (x2), 429 (x2)
- Sanding - 407, 432, 445
- Miscellaneous - 401, 402, 415





DREMEL 100 SERIES

2
YEAR

Limited
Warranty

Versatility



Single Speed control

For full-time 35,000 rpm operation.

Sealed Ball Bearing Motor

For cool running and longer tool life.



100 SERIES KIT 100-LG

For better performing lawn
and garden tools.

- 100 Single Speed Rotary Tool,
Lawn mower and Garden Tool Sharpener,
Chainsaw Sharpener,
Blade Sharpener
- Product Reference Sheet
- Wrench, 1/8" Collet



7 ASSORTED ACCESSORIES

- Grinding/Sharpening - 453, 454, 455, 932
- Cutting - 426 (x2)
- Miscellaneous - 402

100 SERIES KIT 100 - N/7

Ideal for sanding, carving
and drilling.

- 100 Single Speed Rotary Tool
- Product Reference Sheet
- Wrench, 1/8" Collet



7 ASSORTED ACCESSORIES

- Grinding/Sharpening - 84922, 932
- Cutting - 420
- Sanding - 407, 432
- Miscellaneous - 402, 415

CORDED ROTARY TOOLS



DREMEL® FORTIFLEX



Power Meets Precision

Limited
Warranty

Versatility



Powerful 2.5 AMP (1/5 HP) Motor

Provides high torque at low speeds.

Precision Hand Piece

Engineered for control and comfort even with extended use.

Heavy Duty Flexible Shaft

Includes a patented bearing system for durability and cool operation.



Variable Speed Foot Pedal

Allows you to match the speed with the application, hands-free.

Three-Jaw Chuck

Enhances versatility by accepting accessories from 0" to 5/32".

Interchangeable Hand Piece

Compatible with Dremel flex shaft tools.



Can be used with all Dremel rotary tool accessories.

FORTIFLEX™ KIT 9100-21

- Dremel Fortiflex™ motor unit
- Variable speed foot pedal
- Heavy duty flex shaft
- Hand-piece with three-jaw chuck
- Wall hook
- Chuck wrench

21 ASSORTED ACCESSORIES

- Carving/Engraving - 191
- Grinding/Sharpening - 7103, 84922, 953
- Cutting - 117, 9910
- Cleaning/Polishing - 403
- Sanding - 407, 430, 431, 432 (x2), 438 (x2)
- Miscellaneous - 628 (7 Piece Set)





DREMEL STYLO+

Versatile Crafting Tool



Limited
Warranty

Versatility



Versatile Tool For Craft Projects

Glass etching, leather burnishing, jewelry making, polishing, woodworking, and more.

Slim Size

Slim size allows you to get closer to your work piece and provides maximum control in precision etching, polishing, and sanding.

Comfort Grip

Allows for maximum control in precision applications.

Quiet

Compact motor perfect for home use.

Variable Speed

From 5,000-22,000 RPM for optimal speed control in a variety of light-duty hobby and craft projects.

Compatible with most Dremel rotary tool accessories.

Compatible Materials: Wood, Glass, Leather, Metal, & Stone



NEW!

STYLO+ KIT 2050/15

- 2050 Stylo+ Versatile Craft Tool, Quick Start Guide
- Wrench, 1/8" Collet

15 ASSORTED ACCESSORIES

- Carving/Engraving - 105, 125, 191, 7103
- Cleaning/Polishing - 414 (x3), 429 (x2), 421, 428
- Sanding - 430, 431, 438
- Miscellaneous - 401





DREMEL® 8220

Does it All, Unplugged.

2
YEAR

Limited
Warranty

Versatility



Next Generation 12V Max

For maximum performance and run time.

Removable Lithium-Ion Battery

Always ready with no memory effects.

EZ Twist™



Nose Cap Wrench for fast accessory changes.

Variable Speed

For maximum accessory versatility and precise tool control.

High-Performance Motor

For maximum performance at all speeds.

Can be used with **all** Dremel Rotary Tool accessories and attachments.

Separate On/Off Switch

Retains speed setting for ease of use.

360° Grip Zone

With soft grip for comfort and control.



33%
more run-time*



LITHIUM-ION TECHNOLOGY

- More power in a smaller size
- Always ready – holds charge up to 2 years
- No memory effects – charge any time

8220 KIT 8220 - 1/28

- 8220 Cordless 12V^{MAX} High Performance Rotary Tool, Cutting Guide
- 1-Hour Battery Charger, 12V^{MAX} Lithium-Ion Battery Pack (1)
- Storage Case, Accessory Case, Product Reference Sheet
- Wrench, 1/8" Collet



28 ASSORTED ACCESSORIES

- Grinding/Sharpening - 541, 8193
- Cutting - 426, 561
- Cleaning/Polishing - 414 (X4), 421, 425 (X4), 429 (X4)
- Sanding - 407, 408 (X2), 432 (X3), 445 (X3)
- Miscellaneous - 401, 402

8220 KIT 8220 - 2/28

- 8220 Cordless 12V^{MAX} High Performance Rotary Tool, Shield, Cutting Guide
- 1-Hour Battery Charger, 12V^{MAX} Lithium-Ion Battery Packs (x2)
- Storage Case, Accessory Case, Product Reference Sheet
- Wrench, 1/8" Collet



Includes
2 batteries

28 ASSORTED ACCESSORIES

- Grinding/Sharpening - 541, 8193
- Cutting - 426, EZ456, 561
- Cleaning/Polishing - 414 (X3), 421, 425 (x4), 429 (x3)
- Sanding - 407, 408 (X2), 432 (X3), 445 (X3)
- Miscellaneous - 401, 402, EZ402

8220 KIT 8220 - N/30H

- 8220 Cordless 12V^{MAX} High Performance Rotary Tool
- 1-Hour Battery Charger, 12V^{MAX} Lithium-Ion Battery Pack
- Storage Case, Accessory Case, Product Reference Sheet
- Wrench, 1/8" Collet



30 ASSORTED ACCESSORIES

- Grinding/Sharpening - 541, 8193
- Cutting - 426
- Cleaning/Polishing - 414 (x4), 421, 425 (x4), 429 (x4)
- Sanding - 407, 408 (x3), 412 (x2), 432 (x3), 445 (X3)
- Miscellaneous - 401, 402

CORDLESS 12V^{MAX} ROTARY TOOL ACCESSORIES

12V^{MAX} Lithium-Ion
Battery Pack



B812

12V^{MAX} 1-Hour
Lithium-Ion
Battery Charger



876

CORDLESS ROTARY TOOLS



DREMEL MICRO

2
YEAR

Brilliantly Powerful

Limited
Warranty

Versatility



Slim Ergonomic Design

Makes it light and easy to handle for detailed projects & tight spaces.

LED Smart Features

Such as front-end lighting, variable speed indicator and fuel gauge allow for optimal use.

Compact, Lightweight 8V Max Lithium-Ion Battery

For power in a smaller size, always ready and no memory effects.



Docking Station

Continually charges so the tool is always fully charged and ready to use.

Variable Speed

For maximum accessory versatility and precise tool control.

360° Grip Zone

With soft grip for comfort and control.

Quick Collet Lock

For fast accessory changes.

MICRO KIT 8050-N/18

- Dremel Micro Rotary Tool
- Charging Base
- Accessory Case
- Product Reference Sheet
- Wrench, 1/8" Collet

18 ASSORTED ACCESSORIES

- Carving/Engraving - 105, 125, 191
- Cutting - 426 (x2)
- Grinding/Sharpening - 84922
- Cleaning/Polishing - 414 (x2), 421, 429 (x2), 530
- Sanding - 407, 408, 432, 445
- Miscellaneous - 401, 402





DREMEL[®] LITE

2
YEAR

Limited
Warranty

Get Started With Dremel

Versatility



Four Speeds

For accessory versatility and precise tool control

USB Chargeable with LED Indicator Light

Quick battery charge with LED light so you always know when it's ready to use

Compact, Lightweight 4V Max Lithium-Ion Battery

More power in a small size, always ready & no memory effect



LITHIUM-ION TECHNOLOGY

- More power in a small size
- Always ready – holds charge up to 2 years
- No memory effects – charge any time

EZ Twist

Nose Cap wrench for fast accessory changes

Slim Ergonomic Design

Makes it light & easy to handle detailed projects & tight spaces

360 Grip Zone

With soft grip for comfort & control



NEW!

7760 KIT 7760-N/10

- Dremel Lite Multi-Purpose Rotary Tool
- USB Cable & Power Adaptor
- Accessory Case
- Wrench, 1/8" Collet

10 ASSORTED ACCESSORIES

- Carving/Engraving - 106
- Grinding/Sharpening - 952
- Cleaning/Polishing - 403, 414(x2), 421, 429 (x2)
- Sanding - 407
- Miscellaneous - 401



CORDLESS ROTARY TOOLS



DREMEL® 7300

2
YEAR

Limited
Warranty

Versatility



Two Speeds

For control and accuracy.

Removable battery pack

Continuous use to finish your projects.

4.8 Volts of Power

For light duty precision jobs.

Light and Compact

Easy to handle and fun to use — anywhere!

3-Hour Charger

Quick battery recharge with LED light. Light indicates battery is correctly placed into the charger for proper charging.

7300 KIT 7300-N/8

- 4.8V Two-Speed MINIMITE®
- 3-Hour Charger
- Wrench, 1/8" Collet

8 ASSORTED ACCESSORIES

- Grinding/Sharpening - 84922
- Cleaning/Polishing - 414, 428
- Sanding - 407, 408, 445 (x2)
- Miscellaneous - 401



7300 ACCESSORIES

4.8V Battery Pack



755

3-Hour Battery
Charger



760



DREMEL® 7000™

2
YEAR

Limited
Warranty

Versatility



Two Speeds

Adjust between high or low speed depending on the application.

AA Alkaline Batteries

Uses standard AA alkaline batteries to eliminate the need for a battery charger.

6 Volts of Power

For light duty precision jobs.

Light and Cordless

Easy to handle and fun to use — anywhere!



7000 KIT 7000-N/5

- 6V Two-Speed Cordless Dremel Rotary Tool
- Wrench, 1/8" Collet

5 ASSORTED ACCESSORIES

- Grinding/Sharpening - 84922
- Cleaning/Polishing - 414
- Sanding - 407, 432
- Miscellaneous - 401



ROTARY TOOL ATTACHMENTS



ROTARY TOOL ATTACHMENT COMPATIBILITY KEY

ATTACHMENT MODEL NUMBER

TOOL MODEL NUMBER	ATTACHMENT MODEL NUMBER																			
	220	225	231	335	A550	565	566	568	575	A576	A577	670	675	678	A679	2500-01	AT101	EZ495	490	
CORDED	4300	•	•	•	•	•	•	•	•	•	•	•	•	•	•	•	•	•	•	•
	4000	•	•	•	•	•	•	•	•	•	•	•	•	•	•	•	•	•	•	•
	400	•	•	•	•	•	•	•	•	•	•	•	•	•	•	•	•	•	•	•
	3000	•	•	•	•	•	•	•	•	•	•	•	•	•	•	•	•	•	•	•
	300	•	•	•	•	•	•	•	•	•	•	•	•	•	•	•	•	•	•	•
	398	•	•	•	•	•	•	•	•	•	•	•	•	•	•	•	•	•	•	•
	395	•	•	•	•	•	•	•	•	•	•	•	•	•	•	•	•	•	•	•
	285	•	•	•	•	•	•	•	•	•	•	•	•	•	•	•	•	•	•	•
	275	•	•	•	•	•	•	•	•	•	•	•	•	•	•	•	•	•	•	•
	200	•	•	•	•	•	•	•	•	•	•	•	•	•	•	•	•	•	•	•
	100	•	•	•	•	**	•	•	•	•	•	•	•	•	•	•	•	•	•	•
	Fortiflex																			
	Stylo+																			
	CORDLESS	8220	•	•	•	•	•	•	•	•	•	•	•	•	•	•	•	•	•	•
8200		•	•	•	•	•	•	•	•	•	•	•	•	•	•	•	•	•	•	•
8100		•	•			•	•	•	•	•	•	•	•	•	•	•	•	•	•	•
8050																				
800		•	•			•	•	•	•	•	•	•	•	•	•	•	•	•	•	•
770						•					•									
750																				
1100																				
7300																				
7700						•					•	•		•		•		•		•
7760					•					•	•		•		•		•		•	

Use this chart to find out which attachments work with your tool.
Adapters may be needed.

*NA Not Advised

**Not compatible with the 428 accessory.



WORK STATION MODEL 220

Functions as an articulating drill press that rotates 90°, rotary tool holder, and flex-shaft tool stand.

- Detents click the tool in place in 15° increments from vertical to horizontal.
- “Crow’s Nest” provides on-board storage for Dremel accessories.
- Durable, die-cast aluminum base.



FLEX SHAFT ATTACHMENT MODEL 225

Ideal for hard to reach places and fine detail work.

- Quick connect attach system.
- 36" long cable with new 5" bend radius provides more flexibility.
- Comfort grip hand piece.
- Integrated shaft lock button.
- Holds up to 1/8" shank.
- Works with collet system and Dremel chuck.



SHAPER/ROUTER TABLE MODEL 231

Converts your corded Rotary Tool into a bench mounted wood shaper.

- Features an adjustable fence and large 8" x 6" worktable.
- Slot, groove, sand and trim edges.



TOOLS NOT INCLUDED WITH ATTACHMENTS

MULTI-VISE MODEL 2500

Gets a Grip on Anything, Anywhere!

- Portable vise holds work piece for projects such as woodworking, home projects, crafts and hobbies.
- Clamps to any work surface up to 2-1/2" thick.
- Rotates 360° and tilts 50° allowing user to lock the work piece in any position.
- Tool holder turns Dremel Rotary Tools into a stationary sander, grinder or polisher.
- Removable clamping jaws creates a stand-alone bar clamp.



PLUNGE ROUTER ATTACHMENT MODEL 335

Converts your corded Rotary Tool into a plunge router.

- Clear base.
- Two depth stops.
- Includes edge guide and circle guide.
- Rout circles, parallel to edge, signs and inlaywork and decorative edges.




SHIELD KIT MODEL A550

Increased comfort from debris and sparks during cutting, grinding, sanding, and polishing applications.

- Easy to Use – Spring friction design allows for quick adjustment and accessibility to accessory.
- Compact for greater maneuverability.



4 ASSORTED ACCESSORIES

 Grinding/Sharpening - 8193

 Cleaning/Polishing - 428

 Cutting - EZ456

 Miscellaneous - EZ402



EZ TWIST CAP MODEL EZ495

Loosen or tighten the collet and replace an accessory quickly and easily without the need for a wrench.



TOOLS NOT INCLUDED WITH ATTACHMENTS



MULTIPURPOSE CUTTING KIT MODEL 565

- Allows for sturdy controlled cuts with maximum visibility.
- Easy depth adjustment. Set to the correct cutting depth for the material you are working on.
- Includes cutting guide, 2 drywall cutting bits for cutting drywall for electrical boxes & air vents.
- Includes 1 multipurpose cutting bit for making cuts in ceiling tile, wood, plastic, fiberglass, drywall, laminate and vinyl siding.



TILE CUTTING KIT MODEL 566

- Allows for sturdy controlled cuts with maximum visibility.
- Easy depth adjustment. Set to the correct cutting depth for the material you are working on.
- Includes cutting guide and tile cutting bit.
- Shape ceramic wall tile around fixtures or plumbing pipes.

Not for use on floor tile.



GROUT REMOVAL ATTACHMENT MODEL 568

For use on wall and floor grout!

- Multiple slide depth adjustment.
- 30° angle for controlled cutting.
- Guides 180° apart to keep bit centered between tiles.
- Easy screw-on mounting.
- Excellent cutting visibility.
- Includes 1/16" Grout Removal Bit – Model 569. Made of solid carbide, the bit will remove both wall and floor grout.



570

- Also available: Model 570 1/8" Grout Removal Bit (Not included with 568).

TOOLS NOT INCLUDED WITH ATTACHMENTS

RIGHT ANGLE ATTACHMENT MODEL 575

Enhances the versatility of your Dremel Rotary Tool by allowing you to get into hard-to-reach areas.

- Quick connect system easily attaches to your rotary tool in place of the housing cap, no wrenches required.
- Compact, durable design for those "hard-to-reach" places.



SANDING/GRINDING GUIDE MODEL A576

Stabilizes a handheld tool by providing an edge guide or serves as a work platform when the tool is mounted in a secure position.

- Increased control during sanding & grinding applications.
- Platform provides greater stability during edge sanding and sharpening.
- Adjustable depth control for a precise finish.
- Attaches onto a rotary tool in place of its nose piece for quick and easy installation.
- Includes 407 1/2" 60 grit sanding drum, 932 aluminum oxide grinding stone and instructions.



DETAILER'S GRIP MODEL A577

Transfers the weight of the tool to the palm of your hand for improved tool balance and control.

- Offers enhanced grip and comfort for detailed applications.
- Provides optimal tool control when precision is required.
- Attaches onto a rotary tool in place of its nose piece for quick and easy installation.
- Includes 107 engraving cutter and tracing stencil.



PET GROOMING NAIL GUARD MODEL AT01

Allows you to quickly, easily, and gently trim your pet's nails by positioning pet nails at a 45-degree angle to sand.

- World's first 45 degree paw guide assures the correct angle for success.
- Nail dust and fur guard.
- Clear cap for easy viewing.
- Simple hinge for easy cleaning and assembly.



TOOLS NOT INCLUDED WITH ATTACHMENTS

MINI SAW ATTACHMENT MODEL 670

Works great on wood and all wood-like materials.

- Make clean, straight perpendicular cuts up to 1/4" thick.
- Quick connect system attaches to your rotary tool in seconds.
- Includes blade.



CIRCLE CUTTER AND STRAIGHT EDGE GUIDE MODEL 678

The simple way to cut circular holes in many types of materials. Convenient measurement guides in both inches and centimeters, so you can cut out the right-sized circle every time.

- Makes circles from 3/4" -12" (1.9-30 cm).
- Attaches quickly and easily without tools.
- Depth adjustment allows easy setting of the correct cutting depth.
- Straight Edge Guide allows routing or cutting in a straight line.
- Includes 1/8" Multipurpose Cutting Bit – Model 561 (see p. 34).



561

LAWN MOWER, GARDEN TOOL, AND CHAIN SAW SHARPENING KIT MODEL A679

The Dremel chain saw sharpening attachment as well as the Dremel lawn mower and garden tool sharpening attachment are included together in one kit for your convenience.

- Guide provides optimum sharpening angle.
- Sharpens all rotary lawn mower blades.
- Easily sharpen the dulllest of chains.
- Garden Tool Sharpening Attachment, Lawn Mower Sharpening Attachment, Chain Saw Sharpening Attachment
- Wrench, Gauge
- 2 Spacers
- Instruction Manual
- 4 Sharpening Stones Nos. 453, 454, 455, (see p. 30) and 932 (see p. 31)



TOOLS NOT INCLUDED WITH ATTACHMENTS

ROTARY TOOL ACCESSORIES

NEW UNIVERSAL SHANK STANDARD

NO MORE HUNTING FOR THE RIGHT COLLET*

Over the next year, all Dremel rotary accessories are transitioning to a 1/8" shank standard. This means never having to search for the right collet again. Collet 480 will soon work for all rotary accessories.

* As this conversion will take some time, please refer to accessory packaging to verify accessory shank size. Only exception being metal drill bits.




CARVING/ENGRAVING/GRINDING STONES

CARVING | SOFT MATERIALS



HIGH SPEED CUTTERS High speed cutters can be used for shaping, hollowing, grooving, slotting, making tapered holes in soft metals, plastics and woods. # 199 cutter can be used to make small slits.



STRUCTURED TOOTH TUNGSTEN CARBIDE CUTTERS Fast-cutting sharp teeth for greater material removal. Use on fiberglass, wood, plastic, epoxy, rubber, laminates, particle board and ceramic tile.






CARVING/ENGRAVING

CARVING | HARD MATERIALS


TUNGSTEN CARBIDE CUTTERS Use for shaping, smoothing and material removal. Use on hardened steel, stainless steel, cast iron, nonferrous metals, fired ceramics, plastics, hardwoods and other hard materials. Not for use with floor tile.



ENGRAVING | SOFT MATERIALS



ENGRAVING CUTTERS Quality cutters for detail engraving, carving, routing in wood, fiberglass, plastic and soft metals.



ENGRAVING | HARD MATERIALS

DIAMOND WHEEL POINTS For fine detail work, engraving, carving, touch-up and finishing. Use on wood, jade, ceramic, glass, hardened steel, semi precious stones and other hard materials. Bits are covered with diamond particles.



ROTARY TOOL ACCESSORIES



ROUTING

ROUTER BITS For routing, inlaying, and mortising in wood and other soft materials. Use with Dremel # 330 Router Attachment, # 335 Plunge Router Attachment, and # 231 Shaper/Router Table. Made of high speed steel.

3/32"
2,4 mm
Piloted
Beading



612

1/8"
3,2 mm
Corner
Rounding



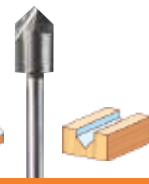
615

1/2"
12,7 mm
Chamfer



618

1/4"
6,4 mm
V-Groove



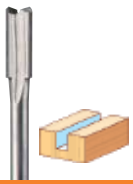
640

1/8"
3,2 mm
Straight




650

3/16"
4,8 mm
Straight



652

1/4"
6,4 mm
Straight



654



GRINDING/SHARPENING

FERROUS MATERIALS

CHAIN SAW SHARPENING STONES – 453, 454, 455

Precision-ground for quick, easy sharpening of chain saw blades. Each package contains 2 stones.

ALUMINUM OXIDE ABRASIVE WHEEL – 500

Perfect for cleaning, de-burring, removing rust, and polishing of most metals, including stainless steel.

ALUMINUM OXIDE ABRASIVE POINT – 516 Abrasive point is great for finishing work and light de-burring. It can be used for paint and rust removal without removing any of the base material.

ALUMINUM OXIDE GRINDING WHEEL – 541 Use for de-burring, rust removal and general purpose grinding. 2 Per Pack. Use 541 with Mandrel 402.

EZ Lock™ 1-½" ALUMINUM OXIDE EDGE GRINDING WHEEL – EZ541GR
- For use with EZ Lock™ mandrel EZ402.

1-½" MULTI-MATERIAL DIAMOND GRINDING WHEEL – 547GR

Patented diamond embedding technology surfacing wheel that can remove coatings such as rust, thinset, paint, and sticky adhesives from metal, concrete, tile, wood, and more.

5/32"	3/16"	7/32"	1"	1/2"	7/8"	1-1/2"	1-1/2"
4,0 mm	4,8 mm	5,6 mm	25,4 mm	12,7 mm	22,2 mm	38,1 mm	38,1 mm



453 (x2) 454 (x2) 455 (x2) 500 516 541 EZ541GR 547GR

ROTARY TOOL ACCESSORIES



GRINDING/SHARPENING

FERROUS MATERIALS

ALUMINIUM OXIDE GRINDING STONES (ORANGE/BROWN) Use on metals, castings, welded joints, rivets and rust. Ideal for sharpening, de-burring and general purpose grinding of most materials.

7/16"
11,1 mm



911

3/8"
9,5 mm



932

5/8"
15,9 mm



941

3/16"
4,8 mm



945

3/8"
9,5 mm



952

1/4"
6,4 mm



953 (x2)

5/8"
15,9 mm



971

1/8"
3,2 mm



997

3/16"
4,8 mm



8153

3/8"
9,5 mm



8175

5/8"
15,9 mm



8193

1"
25,4 mm



8215

NON-FERROUS MATERIALS

SILICON CARBIDE GRINDING STONES (BLUE/GREEN) Designed to work well on stone, glass, ceramics, porcelain and non-ferrous metals.

9/32"
7,1 mm



83142

1/8"
3,2 mm



83322

1/8"
3,2 mm



83702

3/16"
4,8 mm



84922 (x2)

25/32"
19,8 mm



85422

13/32"
10,3 mm



85602

1/2"
12,7 mm



85622



CUTTING

DREMEL EZ LOCK™

Faster Accessory Changes – Easy As 1, 2, 3

Pull –

Twist –

Release



EZ404 Starter Kit. Includes (1) EZ402 and (1) EZ426.

EZ Lock™ STARTER KIT – EZ406 Includes 1 EZ Lock™ mandrel and 5 reinforced cut-off wheels.

EZ Lock™ 1-½" THIN REINFORCED CUT-OFF WHEEL – EZ409

For use with EZ Lock™. Reinforced cut-off wheels for cutting metal. 2X more cuts compared with 409. 5pc.

EZ Lock™ 1-¼" REINFORCED CUT-OFF WHEEL – EZ426CU

For use with EZ Lock™. Reinforced cut-off wheels for cutting metal. 2X more cuts compared with 420. 3pc.

EZ Lock™ 1-½" REINFORCED CUT-OFF WHEEL – EZ456

For use with EZ Lock™. Reinforced cut-off wheels for cutting metal. 2X more cuts compared with 426. 5pc.

EZ Lock™ 1-½" REINFORCED CUT-OFF WHEEL

BULK PACK – EZ456B For use with EZ Lock™. Reinforced cut-off wheels for cutting metal. 12pc. Bulk pack.

EZ Lock™ 1-½" REINFORCED CUT-OFF WHEEL – EZ476

For use with EZ Lock™. Reinforced cut-off wheel makes clean cuts in plastic. 5pc.

EZ Lock™ 1-½" CBN METAL CUT-OFF WHEEL – EZ506CU

For use with EZ Lock™. Features a super abrasive grit called cubic boron nitride or CBN. Lasts at least 20 times longer than our fiberglass-reinforced cutting wheels. EZ Lock Premium Metal Cutting Wheel. 1pc.

ROTARY TOOL ACCESSORIES

CUTTING

METAL (Limited use on wood and plastic)

CUT-OFF WHEELS – 409, 420, 540 For slicing and cutting metal, light wood and plastic. Cut-off wheels make it easy to cut or slot bolts, screws, sheet metal, thin wood and plastic. The cut-off wheel cuts only along its edge. Do not attempt to sand or cut curved holes with them. Use with mandrel 402.

506CU – Premium Metal Cutting Wheel. 1pc. Features a super abrasive grit called cubic boron nitride or CBN. Lasts at least 20 times longer than our fiberglass-reinforced cutting wheels. Use with mandrel 402. Mandrel 402 is sold separately.

FIBERGLASS REINFORCED CUT-OFF WHEELS – 426, 456, 426B
Use with mandrel 402. Mandrel 402 is sold separately. 456 package includes a washer set only used with 456.

15/16"
23,8 mm
.025" thick
36 per pack

15/16"
23,8 mm
.040" thick
20 per pack

1-1/4"
31,8 mm
.0625" thick
5 per pack

1-1/4"
31,8 mm
.045" thick
5 per pack

1-1/2"
38,1 mm
.045" thick
10 per pack

Cut-off wheel
dispenser
20 per pack



409



420



540



426



456



426B

WOOD

CARBIDE CUTTING/SHAPING WHEEL – 543 For cutting and shaping on soft and hard woods, fiberglass, plastics and laminates. Do not use on metal. Mandrel included. Thickness .070" (1,8 mm).

EZ Lock™ 1-1/2" CARBIDE CUTTING WHEEL – EZ544 For cutting soft and hard woods, fiberglass, plastics and laminates. Do not use on metal. For use with EZ Lock™ mandrel.


RIP/CROSSCUT BLADE – 546 For use with Mini Saw Attachment 670 only. Thickness .023" (0,6 mm).

1 - 1/4"
31,8 mm



543

1 - 1/2"
38,1 mm



EZ544

1-1/4"
31,8 mm



546



CUTTING

HARD MATERIALS

DIAMOND WHEEL – 545 Great for cutting, sawing and carving of hard materials such as marble, concrete, brick, porcelain, ceramics, hard epoxy, soft and hard wood. Mandrel 402 is included. Thickness .023" (0,6 mm). Do not run in excess of 20,000 RPM.

EZ Lock™ 1-½" DIAMOND WHEEL – EZ545 For use with EZ Lock™. Diamond cutting wheel makes clean cuts in hard materials.

DRYWALL, MULTIPURPOSE, TILE AND GROUT

DRYWALL CUTTING BIT – 560* Gives you fast clean cuts in drywall.

MULTIPURPOSE CUTTING BIT – 561* Cuts hardwood up to 3/8" and softwood up to 5/8". Also cuts plastic, fiberglass, drywall, laminate, aluminum & vinyl siding.

TILE CUTTING BIT – 562* Cuts ceramic wall tile, cement board, and plaster. (Not for use on floor tile.)

CARBIDE GROUT REMOVAL BITS – 569 AND 570† Ideal for replacing wall and floor grout or removing grout to replace broken tiles.

* Use with cutting guide (page 23).

† Use with grout removal guide (page 24).

7/8"
22,2 mm

1 - 1/2"
38,1 mm

1/16"
1,6 mm

1/8"
3,2 mm



545

EZ545

560

561

562

569

570

ROTARY TOOL ACCESSORIES



CLEANING/POLISHING

POLISHING ACCESSORIES – 414, 422, 429 Ideal for polishing metals and plastics. Using polishing compound # 421 with wheels produces a high luster. Use 414, 422 and 429 with Mandrel 401.

POLISHING CLOTH – 423E Made to take a smooth finish and polish it to a high luster. Use with either EZ402, or with 402. Mandrels sold separately.

POLISHING COMPOUND – 421 Use with felt or cloth accessories to polish metals and plastics. Compound will remove a dull oxidized film and/or light surface imperfections. A solid compound.

EMERY IMPREGNATED POLISHING WHEEL – 425 Ideal for general polishing of most ferrous metal, stone, glass and ceramic. Use 425 with mandrel 402.

RUBBER POLISHING POINTS – 461, 462, 463 Blue points for finishing and polishing all ferrous metals. Removes small burrs and scratch marks left by grinding and sanding, and cleans and defines grooves. Also effective on many stones and ceramics.

Felt 1/2" dia.
6 per pack



414

Felt 3/8" dia.



422

Felt 1" dia.



429

Cloth 1" dia.



423E



421

1"
25,4 mm



425 (x2)

1/4"
6,4 mm



461

1/4"
6,4 mm



462

1/4"
6,4 mm



463



CLEANING/POLISHING

POLISHING WHEEL – 520 Use for light stock removal and high luster polishing of metals and hard plastics. The wheel is impregnated with a silicon carbide abrasive and lubricant, eliminating the need for polishing compound.

ABRASIVE BRUSH – 538 Dremel's strongest and longest lasting brush. Extra-thick nylon bristles are coated with an abrasive grit for material removal on the toughest jobs. Use for de-burring metal or wood and for removing rust and paint. Do not run brush in excess of 20,000 RPM.

BRISTLE BRUSHES* – 403, 404, 405 Use for light de-burring, cleaning, polishing of silverware, jewelry and other precious metals; can use with polishing compound.

CARBON STEEL BRUSHES* – 428, 442, 443 Versatile brush for removing rust and corrosion, polish metal surfaces. De-burr and blend surface junctures, clean electrical components.

STAINLESS STEEL BRUSHES* – 530, 531, 532 Stainless steel brushes do not cause "after-rust" when used on corrosive-resistant materials like pewter, aluminum and stainless steel.

BRASS BRUSHES* – 535, 536, 537 Brass brushes are non-sparking and softer than steel. They will not scratch soft metals like gold, copper, brass.

*Do not run brushes in excess of 15,000 RPM.



ROTARY TOOL ACCESSORIES



SANDING

DETAIL ABRASIVE BRUSHES – EZ471SA, EZ472SA, EZ473SA Great for detail cleaning and light sanding. Use on metal, glass, wood, aluminum and plastics. Use with either EZ402, or 402. Mandrels sold separately. Not to be used in excess of 15,000 RPM.

FINISHING ABRASIVE BUFFS – 511E, 512E Great for cleaning and light sanding. Use on metal, glass, wood, aluminum and plastics. The 512 fine-grit buff is particularly ideal for removing tarnish from brass. Use 511E and 512E with either EZ402, or 402. Mandrels sold separately. Not to be used in excess of 15,000 RPM.

FLAPWHEELS – 502, 503, 504, 505 Flapwheels grind and polish flat or contoured surfaces. They are used most effectively as a finishing sander after heavier surface sanding and material removal is completed.

CARBIDE SHAPING WHEEL – 801 A powerful shaping tool that quickly and efficiently removes material. Easily creates compound curves and works on a variety of materials including woods, fiberglass, laminates, plastic, and leather. Mandrel included. Not to be used for cutting.



EZ471SA

EZ472SA

EZ473SA

Grit:

36

120

220

Coarse

Medium

Fine



511E

280

512E (x2)

180

280

320

Coarse

Medium

Fine

3/8"
9,5 mm

3/8"
9,5 mm

3/16"
4,8 mm

3/16"
4,8 mm

1-1/4"
31,8 mm



502

503

504

505

801

Grit:

80

120

80

120

60



SANDING

SANDING BANDS – 407, 408, 430, 431, 432, 438, 445, 446 For rough shaping and smoothing wood and fiberglass; removing rust from metal surfaces; shaping rubber surfaces. Sander bands are easily replaceable on drums, and are available in packages of 6 each.

EZ DRUM SANDING MANDREL – EZ407SA Resilient rubber sleeve forms around 4 tabs to keep accessory secure. Contoured collar holds entire assembly in place. Currently sold with one sanding band. Compatible with ½” diameter bands (408, 432, and 445).

SANDING DISCS – 411, 412, 413, EZ411SA, EZ412SA, EZ413SA, EZ414SA For rough shaping and smoothing wood and fiberglass; removing rust from metal surfaces; shaping rubber surfaces. Use 411, 412 and 413 with mandrel 402. 36 pieces per pack. Use EZ411SA, EZ412SA, EZ413SA and EZ414SA only with the EZ402 mandrel. 5 pieces per pack.

1/4" diameter				1/2" diameter				EZ LOCK COMPATIBLE
430	431 (x6)	438 (x6)	446 (x6)	407	408 (x6)	432 (x6)	445 (x6)	EZ407SA
Grit: 60	120	240		60	120	240		

3/4" diameter			EZ LOCK COMPATIBLE			
411 (x36)	412 (x36)	413 (x36)	EZ411SA (x5)	EZ412SA (x5)	EZ413SA (x5)	EZ414SA (x5)
Grit: 180 Coarse	220 Medium	240 Fine	60 Coarse	120 Medium	240 Fine	60 (x2), 120 (x2), 240 (x1)

ROTARY TOOL ACCESSORIES



MISCELLANEOUS

MANDRELS AND COLLETS

MANDREL – 401 Use with 414, 422 and 429.

MANDREL – 402 Use with 409, 411, 412, 413, 420, 423E, 425, 426, 429, 456, EZ471SA, EZ472SA, EZ473SA, 511E, 512E, 540, 541 and 506CU.

EZ Lock™ MANDREL – EZ402 Use with EZ409, EZ426CU, EZ456, EZ411SA, EZ412SA, EZ413SA, EZ471SA, EZ472SA, EZ473SA, EZ476, 423E, 511E, 512E, EZ541GR, EZ544, EZ545 and EZ506CU.

DREMEL CHUCK – 4486 This chuck allows you to quickly and easily change accessories on Dremel Rotary Tools without changing collets. Accepts accessories with 1/32" - 1/8" shanks. Use with rotary tool models 100, 200, 275, 285, 300, 3000, 395, 398, 400, 4000, 750, 770, 780, 800, 8200 8050, 8100 and 8220. Also use with Dremel attachments 225 and 575. Not compatible with the 4200.

QUICK CHANGE COLLET NUT SET – 4485 Includes Collet Nut and 4 Collets. For use with all Rotary Tools except models 1, 2 & 260, 270, 280 series 1 or earlier. Collets also available separately. Not compatible with the 4200.

DUST BLOWER – 490 Blows dust away for greater visibility to work piece. Great for sanding, engraving, and carving.



CARBON MOTOR BRUSHES



BRUSH	TOOLS	TYPE
90828*	232 & 332	
90930	275, 285, 300, 395 & 595	3, 4, 5 & 6
90930	6000	1 & 2
90930	100, 200, 275, 285, 300, 395, 595 & 3000	4, 5, & 6
90930	6000	1 & 2

BRUSH	TOOLS	TYPE
90931	398	
90935	732	
90940	4000	

* Available as service part only.



MISCELLANEOUS

DRILL BITS

7 PIECE DRILL BIT SET – 628 For use with 4485 collet nut kit or the 4486 Dremel Chuck.

BRAD POINT DRILL BIT SET – 631-01 Titanium coated brad points stay on center and begin drilling immediately. For use on wood.

GLASS DRILLING BITS – 662DR, 663DR Diamond tipped drill bits for use on glass and ceramic wall tile. Lubricant included.

DIAMOND DRILL FLIPBIT – 664DR

Longer life and faster at eliminating material. FlipBit design lets you drill two hole sizes with one bit by simply flipping the bit over.

150

1/32"
0,8 mm



3/64"
1,2 mm



1/16"
1,6 mm



5/64"
2,0 mm



3/32"
2,4 mm



7/64"
2,8 mm



1/8"
3,2 mm



628

1/8"
3,2 mm



5/32"
4,0 mm



3/16"
4,8 mm



1/4"
6,4 mm



631-01

1/8"
3,2 mm



662DR

1/4"
6,4 mm



663DR

1/16" & 3/32"
1,6 mm & 2,1 mm



664DR

OTHER

WRENCH – 90962 For ease of changing bits.

3/8" x 1" DRESSING STONE – 415 Clean grinding wheels. Shape or reshape for desired applications. Available as service part only.



90962*



415

MINI ACCESSORY KITS

CLEANING/POLISHING KIT – 684

Polish a variety of materials to a high luster, clean those tough-to-reach areas, plus a whole lot more!

20 ASSORTED ACCESSORIES

- Cleaning/Polishing - 403, 404, 405, 414 (x6), 421, 422, 425 (x2), 428, 429 (x3), 520
- Miscellaneous - 401, 402



SANDING/GRINDING KIT – 686

Sharpen lawn tools, remove rust, sand down a sticking door, and engrave on glass, plus a whole lot more!

31 ASSORTED ACCESSORIES

- Grinding/Sharpening - 8193, 84922, 85422, 932
- Cutting - 426
- Sanding - 407, 408 (x4), 412 (x15), 432 (x4), 511 - 180 Grit
- Miscellaneous - 402



GENERAL PURPOSE KIT – 687 Everything you need to cut, carve, sand, grind, clean, and polish, plus a whole lot more!

52 ASSORTED ACCESSORIES

- Carving/Engraving - 194
- Grinding/Sharpening - 85422, 952
- Cutting - 409 (x36), 426
- Cleaning/Polishing - 403, 414 (x2), 421, 429 (x2)
- Sanding - 407, 408, 432 (x2)
- Miscellaneous - 401, 402



CUTTING KIT – 688

Reslot a screw, cut conduit, sheet metal, rusted hose clamps, plus a whole lot more!

69 ASSORTED ACCESSORIES

- Cutting - 409 (x36), 420 (x24), 426 (x3), 540 (x5)
- Miscellaneous - 402



CARVING/ENGRAVING KIT – 689 Carve intricate details, etch glass, stoneware, terracotta, plus a whole lot more!

11 ASSORTED ACCESSORIES

- Carving/Engraving - 105, 106, 107, 108, 7103, 7134
- Grinding/Sharpening - 83142, 83322, 83702, 84922, 85602



ROUTER BIT KIT – 692 For routing, inlaying and mortising in wood and other soft materials. Use with #330 Router Attachment, #335 Plunge Router Attachment, and #231 Shaper/Router Table.

6 ASSORTED ACCESSORIES

- Routing - 612, 615, 617, 618, 650, 654





EZ LOCK™ SANDING/POLISHING KIT – EZ684

Polish a variety of materials to a high luster, clean those tough-to-reach areas, remove rust, plus a whole lot more!



7 ASSORTED ACCESSORIES

- Cleaning/Polishing - 421, 423E
- Sanding - EZ471SA, EZ472SA, 511E (180 & 280 Grit), 512E

EZ LOCK™ SANDING/GRINDING KIT – EZ686

Contains all of the sanding and grinding products a consumer needs.



18 ASSORTED ACCESSORIES

- Grinding - EZ541GR, 84922, 952
- Sanding - 408 (x3), EZ411SA (x2), EZ412SA (x2), EZ413SA (x2), 432 (x3), 511E - 180 Grit
- Miscellaneous - EZ402, EZ407SA

EZ LOCK™ CUTTING KIT – EZ688

Reslot a screw, cut conduit, sheet metal, rusted hose clamps, plus a whole lot more!



11 ASSORTED ACCESSORIES

- Cutting - EZ409 (x3), EZ456 (x4), EZ476 (x3)
- Miscellaneous - EZ402

MICRO ACCESSORY KITS



CLEANING/POLISHING KIT – 726

Polish a variety of materials to a high luster, clean those tough-to-reach areas, plus a whole lot more!

20 ASSORTED ACCESSORIES

- Cleaning/Polishing - 403, 404, 405, 414 (x6), 421, 422, 425(x2), 428, 429 (x3), 520
- Miscellaneous - 401, 402



SANDING/GRINDING KIT – 729

Sharpen lawn tools, remove rust, sand down a sticking door, and engrave on glass, plus a whole lot more!

31 ASSORTED ACCESSORIES

- Grinding/Sharpening - 932, 8193, 84922, 85422
- Cutting - 426
- Sanding - 407, 408 (x4), 412 (x15), 432 (x4), 511
- Miscellaneous - 402



CARVING/ENGRAVING KIT – 729

Carve intricate details, etch glass, stoneware, terracotta, plus a whole lot more!

11 ASSORTED ACCESSORIES

- Carving/Engraving - 105, 106, 107, 108, 7103, 7134
- Grinding/Sharpening - 83142, 83322, 83702, 84922, 85602



EZ LOCK CUTTING KIT – EZ728

Reslot a screw, cut conduit, sheet metal, rusted hose clamps, plus a whole lot more!

11 ASSORTED ACCESSORIES

- Cutting - EZ409 (x3), EZ456 (x4), EZ476(x3)
- Miscellaneous - EZ402





WOOD KIT – 733

Engrave and sand with ease!

20 ASSORTED ACCESSORIES

- Carving/Engraving - 190, 191, 194
- Sanding- 407, 408 (x2), 432 (x2), 411 (x10)
- Miscellaneous - 150, 402



METAL KIT – 734

The perfect kit to get you started on engraving, cutting, and grinding a multitude of metals!

16 ASSORTED ACCESSORIES

- Carving/Engraving- 107
- Grinding/Sharpening - 932, 953, 8193
- Cutting - 426 (x10)
- Cleaning/Polishing - 428
- Miscellaneous - 402



GENERAL PURPOSE KIT – 730

Everything you need to cut, carve, sand, grind, clean, and polish, plus a whole lot more!

52 ASSORTED ACCESSORIES

- Carving/Engraving- 194
- Grinding/Sharpening - 952, 85422
- Cutting - 409 (x36), 426
- Cleaning/Polishing - 403, 414 (x2), 421, 429 (x2)
- Sanding- 407, 408, 432 (x2)
- Miscellaneous - 401, 402



GLASS AND STONE KIT – 736

Engrave and polish jewelry, glass and more!

8 ASSORTED ACCESSORIES

- Cutting - 7103, 7134
- Grinding/Sharpening- 83142, 84922
- Cleaning/Polishing- 425 (x2)
- Miscellaneous - 664DR, 402, Wrench



MEGA ACCESSORY KITS



ALL-PURPOSE ACCESSORY KIT – EZ725

The EZ All-purpose accessory storage kit is the first Dremel accessory kit offering 100% all EZ accessories.



70 ASSORTED ACCESSORIES

- Cutting -EZ544, EZ545, EZ476 (x2), EZ409 (x3), EZ456 (x4)
- Sanding -EZ407SA, EZ411SA (x6), 408 (x20), 432 (x20), EZ413SA (x6), 511E - 280 Grit, 512E
- Cleaning/Polishing - EZ423 (x3)
- Miscellaneous - EZ402

SUPER ACCESSORY KIT – 709-02 This versatile and re-usable accessory kit includes everything you need to cut, grind, sand, polish, drill, sharpen, clean and more.

110 ASSORTED ACCESSORIES

- Carving/Engraving - 191
- Grinding/Sharpening - 83142, 84922, 952, 953
- Cutting - 409 (x12), 420 (x12), 426, 540
- Cleaning/Polishing - 414 (x4), 421, 429 (x4)
- Sanding - 407, 408 (x6), 411 (x14), 412 (x13), 413 (x13), 430, 431 (x6), 432 (x6), 438 (x5)
- Miscellaneous - 401 (x2), 402, 415, Wrench



ALL-PURPOSE ACCESSORY KIT – 710-08 This versatile and re-usable accessory kit includes everything you need to cut, grind, sand, polish, drill, sharpen, clean and more.

160 ASSORTED ACCESSORIES

- Carving/Engraving - 191
- Grinding/Sharpening - 84922, 932, 952
- Cutting - EZ456 (x2), EZ476
- Cleaning/Polishing - 414 (x5), 421, 428, 429 (x5)
- Sanding - 407, 408 (x15), 411 (x25), 412 (x25), 413 (x25), 430, 431 (x15), 432 (x15), 438 (x15)
- Miscellaneous - 401, 402, EZ402, EZ495, Wrench





ALL-PURPOSE ACCESSORY KIT – 712-01

This versatile and re-usable accessory kit includes everything you need to cut, grind, sand, polish, drill, sharpen, clean and more.

162 ASSORTED ACCESSORIES

- Carving/Engraving - 191
- Grinding/Sharpening - 84922, 932, 952
- Cutting - EZ456 (x2), EZ476
- Cleaning/Polishing - 414 (x5), 421, 428, 429 (x5)
- Sanding - 407, 408 (x15), 411 (x26), 412 (x26), 413 (x25),
430, 431 (x15), 432 (x15), 438 (x15)
- Miscellaneous - 401, 402, EZ402, Wrench, 490



ALL-PURPOSE ACCESSORY KIT – 707-01

This versatile and re-usable accessory kit includes everything you need to cut, grind, sand, polish, drill, sharpen, clean and more.

75 ASSORTED ACCESSORIES

- Grinding/Sharpening - 952, 8193, 85422
- Cutting - 420 (x20), 540, 426, 191
- Cleaning/Polishing - 414 (x6), 429 (x4), 428, 421
- Sanding - 407, 408 (x4), 411 (x12), 413 (x12), 432
- Miscellaneous - 150, 401, 402



HOME SOLUTIONS



DREMEL

THE MAKERS OF VERSATILE
TOOL SYSTEMS



WHAT IS A HOME SOLUTIONS TOOL?

For dedicated projects where traditional methods just won't do, Dremel Home Solutions Tools has you covered. From the toughest dirt and scum, to an abundance of screws, the tool line-up includes the features to tackle projects around the house, and the accessories to make it efficient.

NEW!

HIGH-SPEED POWER CLEANER



NEW!

DREMEL® VERSA™

Conquer the Clean-Up

2
YEAR

Limited
Warranty



High Speed

Power through the toughest cleaning jobs with 2,200 RPM.

USB Charging

2-hour, fast charging Lithium-Ion battery for superior and consistent speed .

Compact & Ergonomic

Designed to fit comfortably in one hand, while textured soft-grip offers comfort and control even in tight spaces.

Quick- Change Accessories

Accessories changes are fast with the hook and loop interface. Switch between indoor and outdoor, dry and wet applications with ease.

VERSA™ KIT PC10-01

- 4VMax Dremel Power Cleaner Tool
- USB Charger and Cord
- Splash Guard Attachment
- Backing Pad
- Quick Start Guide

4 ASSORTED ACCESSORIES

- Heavy-Duty Pad- PC361
- Eraser Pad- PC362
- Non-Scratch Pad- PC363
- Bristle Brush-PC364





PC362-3



Eraser Pad

Multi-purpose accessory for hard surfaces including counter tops, floors, doors, walls, shoes and more

PC363-3



Non-Scratch Pad

Great for surfaces that require scrubbing without scratching, such as pots, pans, sinks, drains, tubs and more.


PC364-1



Bristle Brush

Perfect for detailed areas or objects that require heavy-duty cleaning, such as grout, grill exteriors, car interiors, exteriors and more.

PC361-3



Heavy Duty Pad

Aggressively removes stubborn scum and baked-on food, as well as small surface scratches on your wood furniture.

CORDLESS SCREWDRIVER



NEW!

DREMEL® GO™

2
YEAR

Push & Go

Limited
Warranty



Push & Go

Intuitive to use, the screwdriver starts with a simple push. Setting the switch in neutral locks the drive mechanism in place for manually use.

Overdrive Control

Prevent damaging the surface and stripping the hole.

Superior Torque


360 RPM to drive twice as fast.

USB Charger

For fast and convenient charging.

7 Assorted Accessories

For the most common household needs.





DREMEL GO™ KIT GO-01

- 4VMax Dremel Cordless Screwdriver
- USB Charger and Cord

7 ASSORTED ACCESSORIES

- Phillips- PH1, PH2
- Hex- H5
- Square- R2
- Slotted-S6
- Torx- T20, T25



OSCILLATING TOOLS



DREMEL

THE MAKERS OF VERSATILE
TOOL SYSTEMS



WHAT IS AN OSCILLATING TOOL?



Multi-Max™ oscillating tools, like rotary tools, use a variety of accessories to accomplish a wide range of DIY tasks for repair, remodeling and restoration. However, rather than spinning like a rotary tool, Multi-Max oscillating tools use rapid side- to-side motion to cut, scrape, sand, remove grout, grind and more. You can rest assured that a Dremel Multi-Max oscillating tool will help you get the job done with superior versatility, durability, and control.

OSCILLATING TOOLS



DREMEL MULTI-MAX™ MM45

Repair. Remodel. Restore. *Faster.*™

2
YEAR

Limited
Warranty



Quick Lock™

For tool-less and secure accessory changes.

High-Performance 5.0 Amp Motor

For the most demanding applications.

Variable Speed

For optimal performance and control in a variety of materials.

Smart Boost

Auto adjusts power and speed as needed.

3.2 Degree Oscillation

Delivers a faster speed of cut.

Separate On/Off Switch

Retains speed setting for ease of use.

Compact Design

Provides easy access to tight areas.



QUICK LOCK

Unlock – Insert – Lock



**UNIVERSAL
QUICK-FIT™**

Accessory Quick Fit™ Interface System

For fast accessory changes without removing the clamping screw.



MULTI-MAX™ KIT MM45-05

- Dremel Multi-Max™ MM45 tool

28 ASSORTED PIECES

- Cutting - MM450, MM435, MM480, MM482 (x2)
- Sanding - MM14, MM70P (x10), MM70W (x11)
- Grout Removal - MM502
- Misc - Storage Case



OSCILLATING TOOLS



DREMEL MULTI-MAX MM40

Repair. Remodel. Restore. *Faster.*™



Limited
Warranty



Quick Lock™

For tool-less and secure accessory changes.

High-Performance 3.8 Amp Motor

For the most demanding applications.

Variable Speed

For optimal performance and control in a variety of materials.

Smart Boost

Auto adjusts power and speed as needed.

3.2 Degree Oscillation

Delivers a faster speed of cut.

Separate On/Off Switch

Retains speed setting for ease of use.

Compact Design

Provides easy access to tight areas.



Unlock – Insert – Lock



Accessory Quick Fit™ Interface System

For fast accessory changes without removing the clamping screw.



MULTI-MAX™ KIT MM40-06

- Dremel Multi-Max™ MM40 tool
- Storage Case

31 ASSORTED PIECES

- Cutting - MM450, MM435(x2), MM480(x2), MM482
- Sanding - MM14, MM70P (x12), MM70W (x12)



OSCILLATING TOOLS



NEW! DREMEL MULTI-MAX™ MM35

Repair. Remodel. Restore.™

2
YEAR

Limited
Warranty



Powerful 3.5 Amp Motor
Easily tackles the toughest applications.

Variable Speed
For optimal performance and control in a variety of materials.

Tool-less Accessory Change
Innovative design for quick, secure accessory change without a wrench

3.2 Degree Oscillation
Delivers a faster speed of cut.

Separate On/Off Switch
Retains speed setting for ease of use.

**UNIVERSAL
QUICK-FIT™**

Tool-less Accessory Change





MULTI-MAX™ KIT MM35-01

- Dremel Multi-Max™ MM35 tool

12 ASSORTED PIECES

- Cutting - MM435, MM482
- Sanding - MM14, MM70P (x3), MM70W (x6)
- Misc - Storage Bag



OSCILLATING TOOLS



DREMEL MULTI-MAX™ MM20

Repair. Remodel. Restore.™



Limited
Warranty



Powerful 2.3 Amp Motor

Easily tackles the toughest applications.

Variable Speed

For optimal performance and control in a variety of materials.

Quick Fit™

For fast accessory changes without removing the clamping screw.

50% More Power

vs. the 6300.

Efficient Motor

Runs cool and smooth under load.

Separate On/Off Switch

Retains speed setting for ease of use.

Compact Design

Provides easy access to tight areas.



Accessory Quick Fit™ Interface System

For fast accessory changes without removing the clamping screw.

MULTI-MAX™ KIT MM20-07

- Dremel Multi-Max™ MM20 tool

7 ASSORTED PIECES

- Cutting - MM450, MM480
- Sanding - MM11, MM70W (x3)
- Misc - Allen Wrench





OSCILLATING TOOL OVERVIEW



Model	MM45	MM40	MM35	MM20
Amps	5.0	3.8	3.5	2.3
OPM	10,000–16,000	10,000–21,000	10,000–23,000	10,000–21,000
Electronic Feedback Control	Yes	Yes	No	No
Number of Speeds	Variable	Variable	Variable	Variable
Soft Grip	Yes	Yes	Yes	Yes
Separate On/Off	Yes	Yes	Yes	Yes
QuickFit™ Accessories	Yes	Yes	Yes	Yes
Tool-less Accessory Change System	Yes	Yes	Yes	No
Weight	4.45 lb.	3.2 lb.	2.7 lb.	3lb.
Warranty	2 year	2 year	2 year	2 year
Oscillation Degree	3.2	3.2	3.2	3.2

OSCILLATING TOOL ACCESSORIES



Dremel Multi-Max™ accessories undergo rigorous testing so you can feel assured that you are purchasing a product of proven value & performance.

CUTTING

Flush cut a baseboard to install new flooring or cut out drywall to install a new light switch. Universal Quick Fit fits most oscillating tool brands**.

* Indicates accessory is only compatible with MM20, MM40, & MM45

** Only available at The Home Depot: Fits Rockwell, FEIN, Makita, Ridgid, Milwaukee, Bosch, including the DEWALT and Porter Cable quick change feature

3/8" Wood
Flush Cut Blade



MM411*

3/4" Wood &
Metal Flush
Cut Blade



MM422*

3/4" Wood Flush
Cut Blade



MM440*

3/4"
Wood Flush
Cut Blade



MM470*

3/4"
Wood & Metal



MM472*

1-1/8"
Wood Flush
Cut Blade



MM462*

1-1/8" Wood &
Metal Flush Cut
Blade



MM460*

3" Wood & Drywall
Saw Blade



MM450

3.5" Wood
& Metal
Saw Blade



MM452



Multi-Knife



MM430

Drywall
Jab Saw



MM435

1-1/4" Carbide
Flush Cut Blade



MM485

1-1/4" Wood
Flush Cut Blade



MM480

1-1/4"
Wood & Metal
Flush Cut Blade



MM482

3/4" Universal
Wood & Metal
Cut Blade



MM422U**

3" Universal
Wood & Drywall
Saw Blade



MM450U**

1-1/8" Universal
Wood & Metal
Flush Cut Blade



MM462U**

2-3/4" Universal
Pipe & 2x4
Cut Blade



MM494U**

NEW!

1-5/8" Universal
Wood Flush
Cut Blade



MM480U**

NEW!

1-5/8" Universal
Wood & Metal Flush
Cut Blade



MM482U**

NEW!

1-5/8" Universal
Carbide Flush Cut
Blade



MM485U**

NEW!

MULTI-PACKS

Bulk Packs - 3 per pack



MM480BU**



MM485BU**



MM480B (x3)



MM485B (x3)



MM422B*



MM440B*




MM472B*



MM450B

3-Pack Cutting Assortment
(MM480U, MM482U, MM485U)



MM488BU**

3-Pack Cutting Assortment
(MM482, MM480, MM450)



MM492

3-Pack Cutting Assortment
(MM440, MM450, MM422)



MM491

OSCILLATING TOOL ACCESSORIES



GRINDING


Prepare surfaces for ceramic floor tile replacement. Use the diamond paper to remove cement, plaster, and thin-set mortar. Use the carbide rasp to grind and shape flat surfaces, cement, tile adhesives, stone and rasp wood.

60 Grit
Diamond Paper



MM900

60 Grit
Diamond Paper



MM910

Carbide
Rasp



MM920

SANDING

Restore windows, make stuck doors work, and remove rust from metal. Available in assorted grit for sanding bare or painted wood and metal.

Sanding Sheets - Paint

6 per pack:
80(2), 120(2), 240(2)
Grit



MM70P

18 per pack:
80(6), 120(6), 240(6)
Grit



MM80P

Sanding Sheets - Wood

6 per pack:
60(2), 120(2),
240(2) Grit



MM70W

18 per pack:
60(6), 120(6), 240(6)
Grit



MM80W

Hook &
Loop Pad



MM14

UNIVERSAL QUICK-FIT™

Universal
Hook & Loop Pad



MM14U**



GROUT REMOVAL

Remove wall and floor grout to free a broken tile. Available in a 1/8" size and a 1/16" size.

1/8" Grout Removal Blade



MM500

1/16" Grout Removal Blade



MM501

1/16" Grout Removal Blade



MM502

UNIVERSAL QUICK-FIT™

1/16" Grout Removal Blade

MM501U**

SCRAPING

Use the rigid scraper blade for removing stuck vinyl flooring, carpeting and carpet pad, and the flexible scraper blade for projects such as removing old caulking around the tub or shower.

Rigid Scraper Blade



MM600

Flexible Scraper Blade



MM610

UNIVERSAL QUICK-FIT™

Rigid Scraper Blade

MM600U**

Flexible Scraper Blade

MM610U**

ACCESSORY KITS

13-Piece Multi-Max™
Accessory Kit
MM482,
MM610,
MM450 (x2),
MM70W (x9)



MM388

5-Piece Multi-Max™
Cutting Kit
MM480,
MM482,
MM450 (x3)



MM389

5-Piece Multi-Max™
Cutting Kit
MM450 (x3),
MM480,
MM482



MM395

13-Piece Multi-Max™
Cutting Kit
MM430, MM435 (x2),
MM480 (x2), MM482,
MM450 (x2), MM610, MM910
MM70W (60, 120, 240 grit)



MM495

MM495U**



MULTI-SAWS

DREMEL

THE MAKERS OF VERSATILE
TOOL SYSTEMS



WHAT IS A DREMEL MULTI-SAW?

A multi-saw like the Dremel Saw-Max, is a powerful and compact circular saw that uses abrasive wheels to cut through virtually any material with ease and speed. The ergonomic design provides comfort in handling, with an excellent line of sight when making straight, flush or plunge cuts in wood, plastic, tile and more. Plus, the Dremel Ultra-Saw offers even more versatility with the ability to perform surface preparation for the removal of paint, rust and thin-set. For fast cuts in a variety of materials, Dremel multi-saws are up for the job.



DREMEL ULTRA-SAW™

3 in **1**

2
YEAR

Limited
Warranty



Cuts Widest Variety of Materials

Cuts wood, plastic, metal,
tile, masonry & more.



3 Applications in 1 tool

For flush cuts, rip cuts
and material removal.

Powerful 7.5 Amp Motor

For tough applications.

Increased power and larger wheels –

Faster cutting and improved
performance.



Clear line
of sight



Adjustable
depth control

ULTRA-SAW™ KIT US40-01

- ULTRA-SAW™ US40 Tool
Handle Attachment, Storage Bag



4 ASSORTED ACCESSORIES

- Cutting - US500, US510, US600
- Surface Prep- US410

ULTRA-SAW™ KIT US40-03

- ULTRA-SAW™ US40 Tool
Handle Attachment, Storage Bag



5 ASSORTED ACCESSORIES

- Cutting - US500, US510 (x2), US520, US600

2 CUTTING WHEEL POSITIONS



SAW



FLUSH CUT



SURFACE PREP

Interior Position

For standard straight cuts.

Exterior Position

For flush cuts or surface preparation

ULTRA-SAW™ ACCESSORIES

Paint and Rust Surface
Prep Wheel

Diamond Surface Prep
Abrasive Wheel

Wood

Metal

Masonry



US400



US410



US500



US510



US520

Diamond Tile

Metal

Wood Flush Cut

6-Piece Cutting Wheel Kit
US500(x2), US510(x3), US540(x1)



US540



US550



US600



US700



US725 +

+ indicates only sold at Lowes



DREMEL SAW-MAX™

2
YEAR

Limited
Warranty



Versatile Cutting System

Cuts wood, plastic,
metal, tile, masonry &
more.



Two cutting wheel positions

For straight, plunge
and flush cuts.

Powerful 6 Amp Motor

For tough applications.

Worm Drive Gearing

For durability and power.

Excellent line of sight

For confident,
precise cuts.

Compact size and gripping zone

For user friendly one handed
operation.

Adjustable Depth Guide

And plunge action for
precision and control.

Dust Extraction Port

For clean work environment.

SAW-MAX™ KIT SM20-02

- SAW-MAX™ SM20 Tool, 2 x 4 Guide,
- Dust Port Adapter
- Storage Case

4 ASSORTED ACCESSORIES

- Cutting - SM500, SM510, SM540, SM600





SAW-MAX™ KIT SM20-03

- SAW-MAX™ SM20 Tool

2 ASSORTED ACCESSORIES

- Cutting - SM500, SM510



Plunge Into Material
For clean and precise cuts.

One-handed Operation



2 CUTTING WHEEL POSITIONS



Interior Position
For standard straight cuts.



Exterior Position
For flush cuts with SM600.

SAW-MAX™ ACCESSORIES



Dremel Saw-Max™ tool only uses Dremel Saw-Max™ accessories.

CUTTING

Wood & Plastic
Cutting Blade

Metal
Cutting Blade

Masonry
Cutting Blade

Tile
Cutting Blade

Wood & Plastic
Flush Cut Blade



SM500



SM510 (x3)



SM520 (x3)



SM540



SM600

7 pc Cutting Kit
SM500, SM510 (x3),
SM520 (x2), SM540

7 pc Cutting Kit
SM500, SM510 (x3),
SM520 (x2), SM540



SM700



SM725+

+ indicates only sold at Lowes

SAW-MAX™ ATTACHMENTS

2 x 4 Guide



SM842



Miter Guide



SM840



Crown Moulding Guide

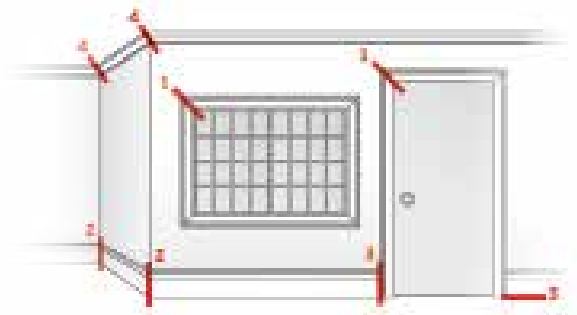


SM844



IDEAL FOR TRIMWORK

- 1** Angle cut to create miter joint (SM840)
- 2** Bevel Cut for Corner Joint (SM840)
- 3** Straight Cut to Butt Joint Trim at Door Jamb (SM840)
- 4** Compound Miter Cuts for Crown Moulding Joints (SM844)



SPECIALTY TOOLS



DREMEL

THE MAKERS OF VERSATILE
TOOL SYSTEMS



WHAT IS A SPECIALTY TOOL?

For dedicated projects where a multi-purpose tool just won't do, Dremel Specialty Tools have you covered. From engraving and soldering, to scroll cutting and precision carving, the tool line-up includes the features to complete a project effortlessly, and the accessories to make it efficient. Cut wood, carve stone, fuse rope, engrave glass and more with the versatile line of Specialty Tools.

MOTO-SAW™ TOOL SYSTEM



DREMEL MOTO-SAW™

Portable. Precise. Easy™

2 in **1**



2
YEAR

Limited
Warranty



1,500-2,250 SPM
2.4 lbs.

Detachable Coping Function

For handheld use to take the tool to the work piece.

Auto Tensioning Quick Change

For easy accessory change and optimal tensioning.

Clamp Base

Attaches to various tables, benches and surfaces.

Variable Speed Control

For optimal cutting in a variety of materials.

Dust Port Adapter

Keeps line of sight clear and work space clean.

MOTO-SAW™ KIT MS20-01

- Dremel MS20 Moto-Saw, Fast Clamp Base Vacuum Adapter, Storage Case

10 ASSORTED ACCESSORIES

- Cutting - MS51 (x4), MS52 (x4), MS53, MS50





MOTO-SAW™ ACCESSORIES

Side Cutting
Wood & Plastic

Wood &
Plastic

Fine Wood

Metal



MS50 (x4)

MS51 (x4)

MS52 (x4)

MS53 (x4)

4" Long Blades (standard scrollsaw blades are 5")

DREMEL[®] VERSAFLAME™



Limited
Warranty



Integrated Ignition Button

Easy startup, no independent ignition tool required.

Variable Temperature and Flame Control

Versatile use in both torch and flame mode.

Detachable Base

For hands-free operation.

Filling Valve

Allows for quick recharge.

VERSAFLAME™ KIT 2200-01

- VersaFlame™ Multi-function Butane Torch
- 4 Tips: Soldering, Blower, Deflector, Flame Diffuser
- Solder, Sponge, Tin, Wrench
- Storage Case



DREMEL[®] VERSATIP™



Limited
Warranty



Integrated Ignition Trigger

Easy startup, no independent ignition tool required.

Safety Lock

Prevents accidental ignition.

Flame Control Slider

Lets you select the right temperature for your project.

Filling Valve

Allows for quick recharge.

VERSATIP KIT™ 2000-01

- VersaTip™ Butane Soldering Torch
- 6 Tips: Soldering, Cutting Knife, Shaping Knife, Hot Air, Wide Blower, Deflector
- Solder, Sponge, Storage Tins, and Wrenches
- Protective Cap, Storage Case, Manual



DREMEL ENGRAVER

2
YEAR

 Limited
Warranty

Identify and personalize your valuables. Use for decorative engraving. Engraves metal, glass, wood, plastic, and ceramics. Holding area allows for extended use. Soft grip adds extra comfort and control.

Motor: 120V, AC/115V, 60Hz, .2 amps/0,2 A
Strokes: 7,200/SPM | Tool Weight: 12 oz. (340 g)

ENGRAVER KIT 290-01

- Engraver Tool, Letter / Number Template
- Carbide Point (9924)



ENGRAVER ACCESSORIES

Carbide Point – 9924 For most applications

Diamond Point – 9929 For continuous use



DIGITAL FABRICATION



DREMEL DIGILAB

THE MAKERS OF VERSATILE
TOOL SYSTEMS



SET YOUR IMAGINATION FREE WITH DIGITAL FABRICATION TECHNOLOGY

Expand your creativity by building your own prototypes or take a hobby to exciting new levels. You can also design or personalize items that reflect your individuality. It satisfies your desire to challenge your mind, while also inspiring others to explore their version of 3D possibilities.

Backed by superior quality and unbeatable customer support, the Dremel DigiLab Suite allows you to begin building your creations instantly.



DREMEL 3D45



Limited
Warranty



QUICK SPECS

Build Volume

10 x 6 x 6.7 inches

Filament Types Used

Nylon, PETG, Eco-ABS, PLA

Build Plate Material

Heated Glass

RFID Filament Recognition

Dremel's 3D45 is the only 3D printer that will automatically update the g-code for optimal extruder & build plate temperatures, in addition to print speeds & feeds by recognizing Dremel's RFID-equipped filament rolls.

WiFi-Enabled Cloud Printing

Every 3D45 3D printer is wifi-enabled and part of the Dremel Print Cloud. This web-based application allows users to slice files online and print directly to their 3D45 from anywhere there is an internet connection.

Semi-Automated Leveling

The 3D45 incorporates smart sensor technology, allowing effortless, accurate calibrations, and easy set-up. The touch screen shows you in real time how to precisely level the plate with just the turn of a knob.

HD Camera

Inside the 3D45 is a 720p HD camera that can be used for fleet management and capturing time lapse videos. Connecting to the Dremel Print Cloud allows makerspace supervisors the ability to visually manage their fleet offsite.



3D45 KIT 3D45-01

- 3D45 Printer
- USB with Slicing Software
- Build Plate
- Object Removal Tool
- Power Cable
- USB Cable
- Unclog Tool
- Instruction Manual

■ 2 Non-PLA Filament Rolls



NEW!

3D45-EDU KIT 3D45-EDU

- All 3D45 Kit Components Above
- 30 3D Printing Lesson Plans
- 4-Hour Professional Development Course
- 2 Extra Rolls of Filament
- 1 Additional Build Plate

■ 4 Filament Rolls






NEW! DREMEL 3D40FLEX

1
YEAR

Limited
Warranty



QUICK SPECS

Build Volume

10 x 6 x 6.7 inches

Filament Types Used

PLA

Build Plate Material

Flexible Steel

Flexible Build Plate

Removable flexible build plate makes print removal quick and easy. Using a magnet and latches to hold the build plate in place, no tools are required. Ergonomic handles make build plate removal and flexing comfortable & easy.

50 Micron Print Resolution

New 'ultra high quality' print profile slicing software prints parts at 50 micron layer height, perfect for parts with intricate features and fine details.

30% Faster Printing

New 'draft mode' print profile in the slicing software prints parts up to 30% faster than the previous Dremel 3D40, perfect for classroom and at-home efficiency.

WiFi Enabled Cloud-Printing

Wifi-enabled and Dremel Print Cloud enabled for easy remote printing and monitoring.



3D40 FLEX KIT 3D40-FLX-01

- 3D40 FLEX Printer
- USB with Slicing Software
- Flex Build Plate
- Object Removal Tool
- Power Cable
- USB Cable
- Unclog Tool
- Instruction Manual
- Build Sheets

■ PLA Filament (x1)




3D40 FLEX-EDU KIT 3D40 FLX-EDU

- All 3D40FLEX Kit Components Above
- 30 3D Printing Lesson Plans
- 4-Hour Professional Development Course
- 3 Additional Rolls of PLA Filament
- 1 Additional Flexible Build Plate
- 4 Additional Build Sheets

■ PLA Filament (x4)




3D PRINTERS



DREMEL 3D20



Limited
Warranty



QUICK SPECS

Build Volume

9 x 5.9 x 5.5 inches

Filament Types Used

PLA

Build Plate Material

Acrylic

Get Started Immediately

It's quick and easy to begin 3D printing. Our open system gives you the ability to download and print free models from around the web. You can also create your own designs by using any CAD software to bring your imagination to life.

Fully Enclosed

The 3D20 is fully enclosed to maximize the printing success rate by creating a stable temperature inside. This also protects children from sticking their hands into the work area during prints.

3D IDEA BUILDER KIT 3D20-01

- 3D20 Printer
- Spool Lock
- Power Cable, USB Cable
- SD Card
- Build Tape
- Object Removal Tool, Unclog Tool
- Leveling Sheet

■ PLA Filament (x1)



FILAMENT

PLA



PLA

PLA is a bioplastic that is the most commonly used filament in 3D printing. This filament is good choice for creating reliable, high detail prints. PLA is ideal for cosmetic prints used in low-stress applications.

It is a perfect option for beginners due to its ease of printing.

ECO-ABS



ECO-ABS FILAMENT

Eco-ABS is a modified version of PLA that offers the same high detail finish but with added strength, flexibility and durability. It is great for making durable mechanical parts with a smoother surface finish.

NYLON



NYLON FILAMENT

A synthetic polymer that provides strong and flexible prints with heavy wear resistance. Nylon requires a little more care when printing, however it is ideal for parts that require strength or that endure wear over time, such as gears and working hinges.

PETG



PETG FILAMENT

PETG is a thermoplastic filament that combines the strength and flexibility of ECO-ABS with the easy printability of PLA. It is also very durable and temperature resistant. It is good for printing mechanical parts and protective components. It is also good for printing large objects due to its stability and minimal tendency to warp.

LASER CUTTER



NEW!

DREMEL DIGILAB LASER CUTTER

1
YEAR

Limited
Warranty



Built To Last

With over twenty-thousand hours of extensive quality and endurance testing, the Dremel DigiLab Laser Cutter is built for reliability to ensure continuous runtime during all your project needs.

Advanced Technology Made Simple

Engineered for ease of use and reduced frustration, Dremel has worked to provide a Laser Cutter with simplified systems you can trust. Equipped with intuitive, dynamic software, you'll have everything you need in the box to get set up and creating.

Only UL Certified Laser Cutter

The first ever UL-certified laser of its class, our patented array of smart sensors with real-time diagnostics continuously monitor the laser so users can have peace of mind and focus on creativity.

QUICK SPECS

Cut Area
20" x 12"

Engraving Area
18.4" x 12"



SMART Laser Sensors

Our array of smart sensors with real-time safety diagnostics continuously monitor the laser so users can focus on creativity.



Stays Cool Under Pressure

Continuously run through all projects without any downtime with our innovative Hex Box, which keeps the laser cool.



Smart Camera

Reduce misprints with built-in, high resolution smart camera used to capture work piece and precisely place designs within the software.



Rigorously Tested

Ensuring product longevity and reliability in all settings from business to classroom, we've slammed, dropped and put the laser through a serious amount of testing.



Intuitive Software

Our laser software is easy to use, compatible with your favorite design software, and built directly into the laser, enabling internet-free access to run software with consistent high-speed performance.



Customizable Material Library

Easily print on new materials with suggested print settings and ability to save and adjust within advanced material library. Commonly used materials include: acrylic, anodized aluminum, cork, cardboard, fabric, felt, glass, leather, mat board, paper, rubber, and wood.

GEAR



DREMEL

THE MAKERS OF VERSATILE
TOOL SYSTEMS



WHAT IS A MAKER?

In 1934, we introduced the first-ever high-speed rotary tool with a simple mission: empower Makers of all skill levels to complete creative and fulfilling projects. We believe that when we all create, make and build, our world is a richer, more personal place to live. To recognize our Dremel Makers who contribute to the ever growing and inspiring Maker community, we are excited to announce our new line of official Dremel gear!

NEW!



DREMEL 12oz Cup

NEW!



Size

12oz

Material

Stainless Steel

Thermos

Keeps drinks cold for up to 16 hours and hot for up to 8 hours

DREMEL 24oz Tumbler

NEW!



Size

24oz

Material

Stainless Steel Interior,
Comfort Grip Exterior

Thermos

Keeps drinks cold for up to 24 hours and hot for up to 12 hours



DREMEL T-Shirt



Size
S-3XL

Material
25% Cotton
50% Polyester
25% Rayon

NEW!

DREMEL DIY PACK



Contents
4 Dremel Stickers
1 Rotary Tool Fabric Sticker
1 Rotary Tool Enamel Pin



NEW!