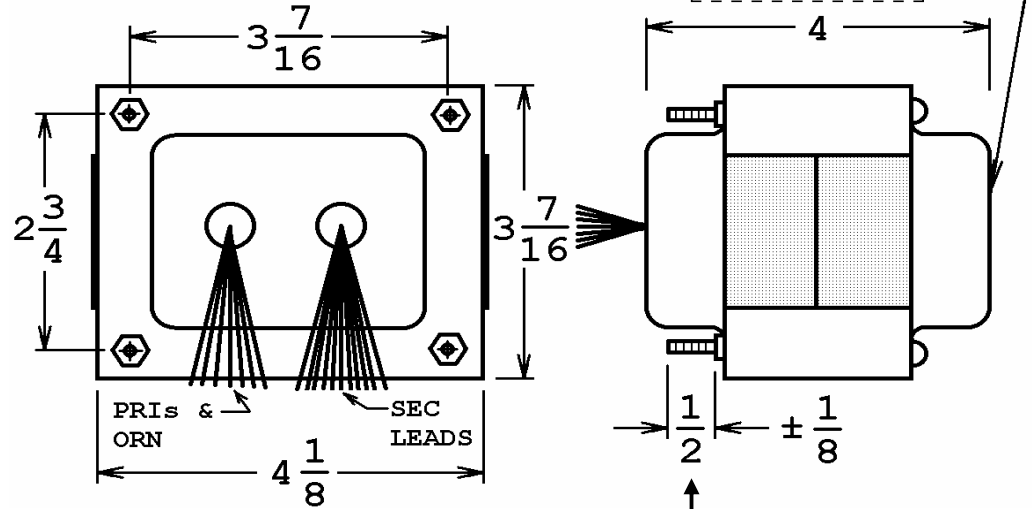
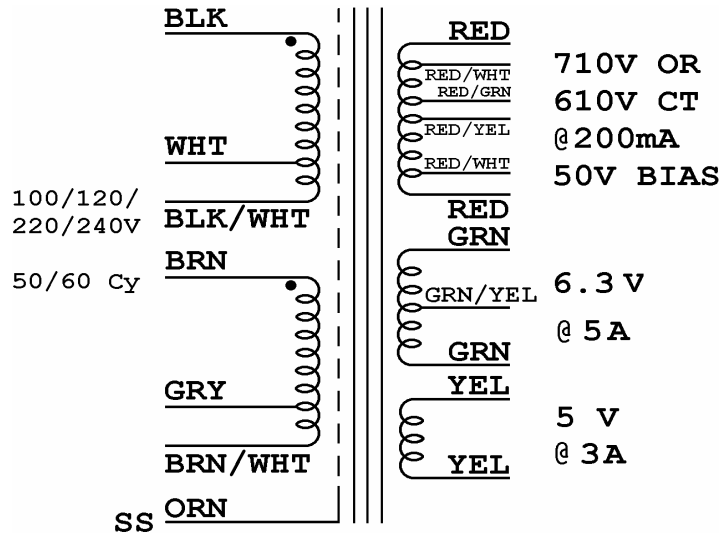


REVISIONS			
LTR	DESCRIPTION	DATE	APPROVED
F	REMOVE THERMAL CUTOUT	03/07/12	M. Sacketti
G	ADD 100V TAPS. ADD PG 2. REVISE SHIELD NOTE.	02/05/16	M. Sacketti
H	NEW B+ CHART	04/06/16	M. Sacketti



USE FOUR # 8-32 HEX NUTS (NOT SUPPLIED) FOR CHASSIS MOUNTING. PLEASE DO NOT REMOVE EXISTING HEX NUTS.

PLATE WINDING :

355V-0-355V (710V CT) RED-RED/YEL-RED OR (SEE TABLE FOR B+ VOLTS)
 OR 305V-0-305V (610V CT) RED/WHT-RED/YEL-RED/WHT (SEE TABLE FOR B+ VOLTS)

BIAS : RED/GRN-RED/YEL = 50V

SHIELD : ORN LEAD - GROUND TO CHASSIS

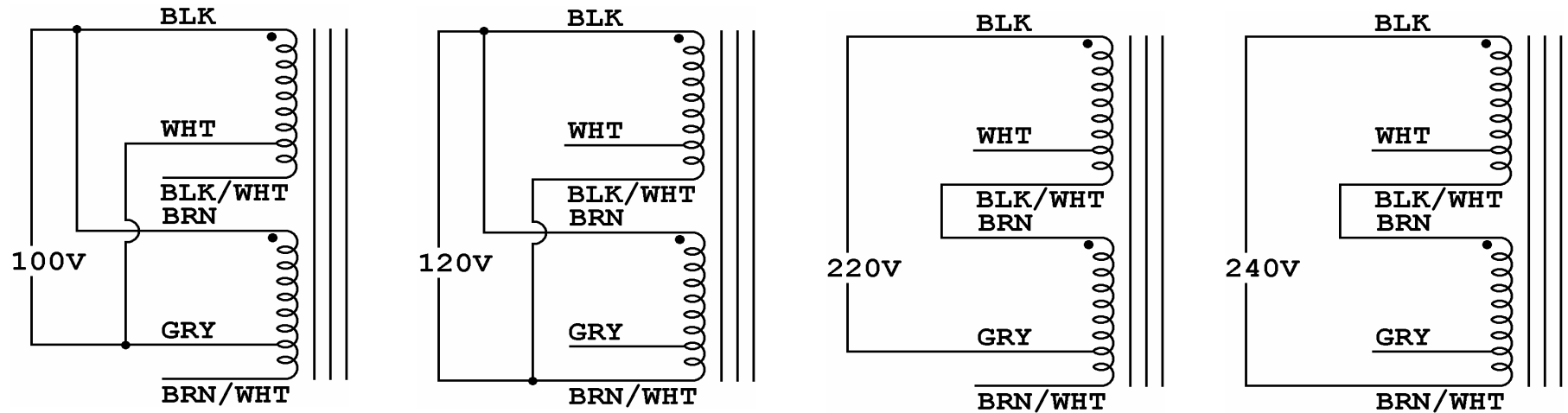
SEE PAGE TWO FOR PRIMARY WIRING CONNECTIONS

MEASURED B+ VOLTAGES WITH 40μF CAPACITOR

TAPS	TUBE	100mA	150mA	200mA
RED	5U4GB	435V	412V	393V
RED	GZ34	459V	441V	425V
RED	5Y3GT	445V	---	---
RED/W	5U4GB	352V	332V	314V
RED/W	GZ34	375V	360V	345V
RED/W	5Y3GT	360V	---	---

SIGNATURES		DATE	MAGNETIC COMPONENTS, INC.		DIV :
DRAWN : <i>M. Sacketti</i>		16 APR 09	TITLE		LOC : SCHILLER PK
CHECK :			POWER TRANSFORMER		
APPR : <i>M. Sacketti</i>		16 APR 09	CAGE 50508	SIZE PART No.	REV
			SCALE NONE	A 40-18029	H
					SHEET : 1 OF 2

This drawing is the property of Magnetic Components, Inc. and shall not be reproduced, in whole or in part, without the written permission of Magnetic Components, Inc.



UNLESS OTHERWISE SPECIFIED	SIGNATURES		DATE		MAGNETIC COMPONENTS, INC.		DIV :	
	DRAWN :	<i>MJ</i>	05 FEB	16	TITLE		LOC : SCHILLER PK	
ALL DIMENSIONS IN INCHES DO NOT SCALE DRAWING	CHECK :				POWER TRANSFORMER			
FRACTIONS +/-	APPR :		05 FEB		CAGE	SIZE	PART No.	REV
.X = +/-	<i>M. Sacketa</i>		16		50508	A	40-18029	H
.XX = +/-					SCALE			
.XXX = +/-					NONE			
ANGLES = +/-							SHEET : 2 OF 2	