
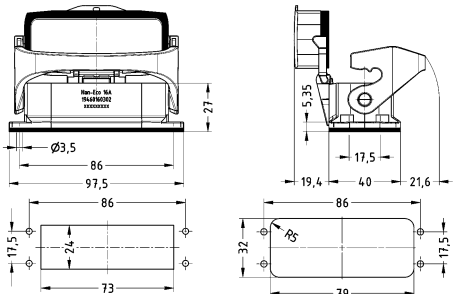

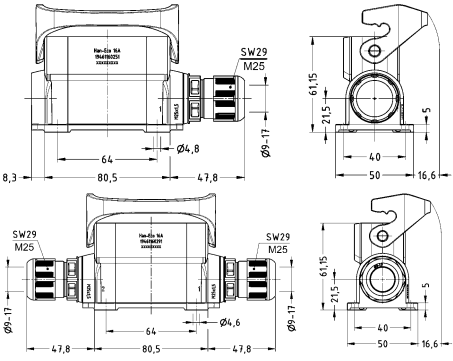

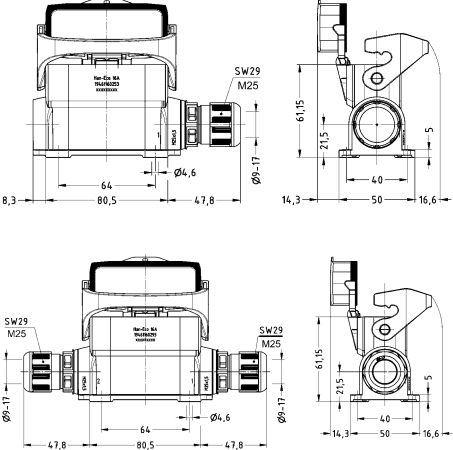

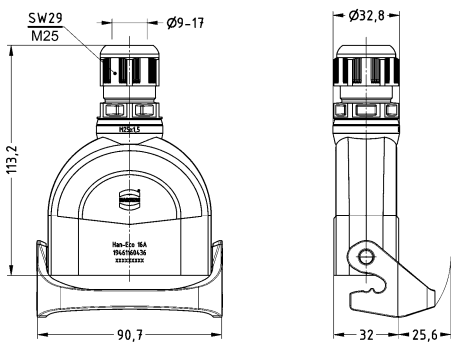


Han Eco

Identification	Cable entry	Clamping range (mm)	Part number	Drawing (dimensions in mm)
<p>Han-Eco® A, Bulkhead mounted housing, With thermo-plastic cover, IP65</p> 			19 46 216 0302	 <p>Panel cut out Front mounting / Rear mounting</p>
<p>Han-Eco® A, Surface mounted housing, With integrated cable gland, Side entry, IP65</p> 	1x M20 1x M25 2x M20 2x M25	6 ... 13 9 ... 17 6 ... 13 9 ... 17	19 46 116 0250 19 46 116 0251 19 46 116 0290 19 46 116 0291	
<p>Han-Eco® A, Surface mounted housing, With thermo-plastic cover, With integrated cable gland, Side entry, IP65</p> 	1x M20 1x M25 2x M20 2x M25	6 ... 13 9 ... 17 6 ... 13 9 ... 17	19 46 316 0252 19 46 316 0253 19 46 316 0292 19 46 316 0293	
<p>Han-Eco® A, Cable to cable housing, With integrated cable gland, Top entry, IP65</p> 	1x M20 1x M25	6 ... 13 9 ... 17	19 46 116 0435 19 46 116 0436	

Han  
29  
·  
50