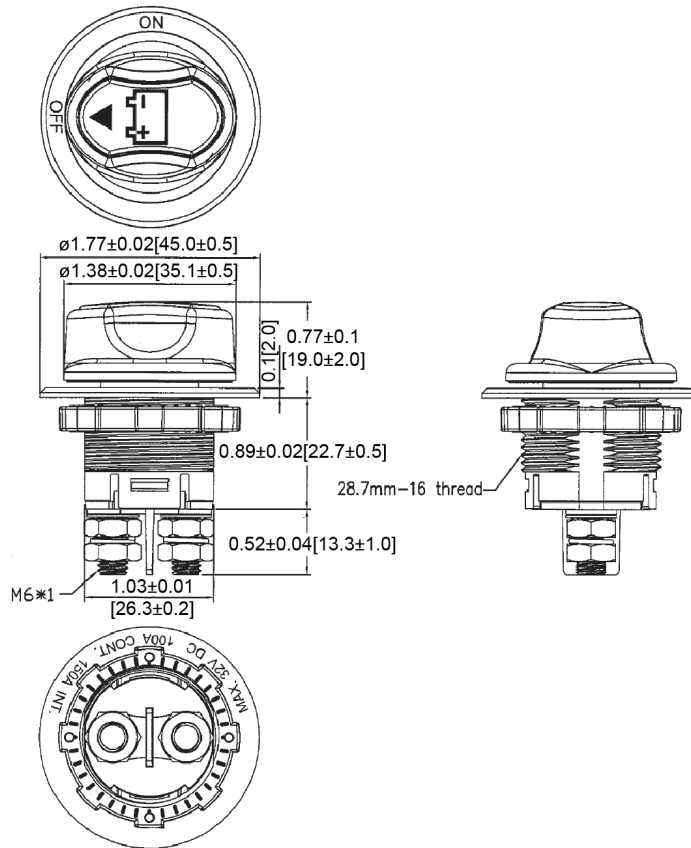
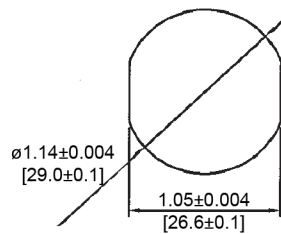


## Mechanical Dimensions: Inches [mm]

Tolerances  $\pm 0.012$  [0.3] Unless Otherwise Specified

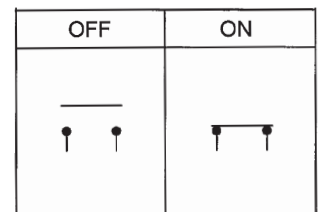


## Mounting Hole



## Circuit Diagram

### SPST OFF-ON



## Electrical Specifications

<b>Continuous Rating</b>	100A 32V DC
<b>Intermittent Rating</b>	150A
<b>Cranking Rating</b>	500A for 5secs
<b>Insulation Resistance</b>	DC 500V 1M ohm Min.
<b>Operation Temperature</b>	-30°C ~ 60°C

## Material Specifications

<b>Housing</b>	Nylon with 33% Fiberglass
<b>Bottom</b>	PBT with 15% Fiberglass
<b>Terminals / Contacts</b>	Brass, Nickel plated
<b>Actuator</b>	PBT with 15% Fiberglass

Rev	Date of issue	Revision Notes	Designed	Approved
A	12-14-2020	Initial Drawing	RC	OF