



Features

- Wide input range: 90-305Vac
- Constant power mode operation
- 2-in-1 dimming function (0-10Vdc, PWM Signal), dim-to-off
- Surge protection: Line-Line 4KV / Line-Earth 6KV
- Output over-voltage, over-temperature and short-circuit protections
- IP65 enclosure for indoor and outdoor applications
- UL 8750 listed



Class P

Applications

- High bay lighting, canopy lighting, stage lighting, spot lighting

Selection Guide

Part Number	Max Output Power (W)	Output Voltage Range (Vdc)	Output Current Adjustable Range (A)	Full Power Current Adjustable Range (A)	Default Output Setting	Typical Efficiency
LTA120X-040C	120	24-40	2.00-3.75	3.00-3.75	24-32V/3.75A	89%
LTA120X-054C		27-54	1.50-2.85	2.25-2.85	27-42V/2.85A	90%
LTA120X-068C		40-68	1.20-2.15	1.77-2.15	40-56V/2.15A	91%

Note: X in the Part Number can be either M or V, M means 2-in-1 dimming function and offline programmable; V means non-dimmable and output current adjustable via built-in potentiometer.

Input Specifications

Parameter	Notes & Conditions	Min	Typical	Max	Unit
Input Voltage Range	AC input	90	100-277	305	Vac
Input Frequency Range		47	50/60	63	Hz
Input Current	100-277Vac input, full load	-	-	1.8	A
Power Factor	230Vac input, full load	0.95	0.97	-	-
Inrush Current	230Vac input, full load, cold start	-	-	75	A
Leakage Current	277Vac input, 60Hz	-	-	0.7	mA
THD	120-230Vac input, 80-100% of full load	-	6	10	%
	277Vac input, 70-100% of full load	-	-	20	

Output Specifications

Parameter	Notes & Conditions	Min	Typical	Max	Unit
Output Current Tolerance	Full load	-5	-	+5	%Iset
Output Current Set Point Range LTA120M-040C LTA120M-054C LTA120M-068C		0.38 0.29 0.22	- - -	3.75 2.85 2.15	A
Output Current Set Point Range LTA120V-040C LTA120V-054C LTA120V-068C		2.00 1.50 1.20	- - -	3.75 2.85 2.15	A
Output Current Set Point Range LTA120X-040C LTA120X-054C LTA120X-068C	Constant power	3.00 2.25 1.77	- - -	3.75 2.85 2.15	A
Total Output Current Ripple	230Vac input, full LED load, peak-peak	-	5	10	%
Startup Overshoot Current	120-277Vac input, full LED load	-	-	10	%Iset
Output Voltage LTA120X-040C LTA120X-054C LTA120X-068C	No load	- - -	- - -	60 70 80	V
Line Regulation	115-277Vac input	-	-	1	%
Load Regulation	230Vac input, 60-100% of full load	-	-	3	%
Turn-on Delay	120Vac input, full load	-	-	3	s
	230Vac input, full load		0.5	1	
Efficiency LTA120X-040C I _o = 3.00A I _o = 3.75A LTA120X-054C I _o = 2.25A I _o = 2.85A LTA120X-068C I _o = 1.77A I _o = 2.15A	120Vac input, full load	84 84 86 86 87 87	86 86 88 88 89 89	- - - - - -	%
Efficiency LTA120X-040C I _o = 3.00A I _o = 3.75A LTA120X-054C I _o = 2.25A I _o = 2.85A LTA120X-068C I _o = 1.77A I _o = 2.15A	230Vac input, full load	87 87 88 88 89 89	89 89 90 90 91 91	- - - - - -	%
Efficiency LTA120X-040C I _o = 3.00A I _o = 3.75A LTA120X-054C I _o = 2.25A I _o = 2.85A LTA120X-068C I _o = 1.77A I _o = 2.15A	277Vac input, full load	87 87 89 89 89 89	89 89 90 90 91 91	- - - - - -	%

Note:

1. Unless otherwise specified, data in this datasheet should be tested under the conditions of 230Vac input, rated load and Ta=25°C.
2. Ripple is measured at 20MHz bandwidth by using a 0.1µF & 10µF parallel capacitor.

Protection Specifications

Parameter	Notes
Over Voltage Protection	The driver will enter protection mode and will resume normal operation when the fault condition is cleared.
Over Temperature Protection	The output current will decrease, and will return to its set point when the over temperature condition is cleared.
Short-circuit Protection	The driver will enter constant current/auto recovery mode. No damage will occur when the output is shorted. The output current will return to its set point when the fault condition is cleared.

Environmental and Other Specifications

Parameter	Notes & Conditions	Min	Typical	Max	Unit
Operating Case Temperature	Tc	-40	-	+90	°C
Storage Temperature		-40	-	+85	°C
Storage Relative Humidity		5	-	100	%RH
Isolation Voltage	Input-Output	-	3,750	-	Vac
	Input-PE	-	1,600	-	
	Output-PE	-	1,600	-	
Insulation Resistance	Input-Output/Input-PE/Output-PE, 500Vdc/60s /70%RH	50	-	-	MΩ
Grounding Resistance	25A/60s	-	-	0.1	Ω
Life Time	230Vac, full load, 70°C case temperature	-	50	-	10 ³ hrs
MTBF(MIL-HDBK-217F)	230Vac input, 80% of full load	-	200	-	10 ³ hrs
Dimensions (D*H)	Φ130.0 x 74.1 mm				
Weight	1000±100g				

Dimming Specifications

Parameter	Notes & Conditions	Min	Typical	Max	Unit
Absolute Maximum Voltage	0-10V on the DIM +	-	10	-	V
Source Current	0-10V on the DIM +	-	1	2	mA
Dimming Output Range	LTA120M-040C	0.38	-	3.75	A
	LTA120M-054C	0.29	-	2.85	
	LTA120M-068C	0.22	-	2.15	
Dimming Range		0	-	10	V
PWM	High Level	9.7	-	10.3	V
	Low Level	0	-	0.3	V
	Frequency Range	200	-	2,000	Hz
	Duty Cycle	10	-	100	%

EMC Specifications

Parameter	Standards
EMI	EN55015
	EN61000-3-2, 3
EMS	EN61547
	EN61000-4-2, 3, 4, 5, 6, 11

Typical V-I Characteristic Curves

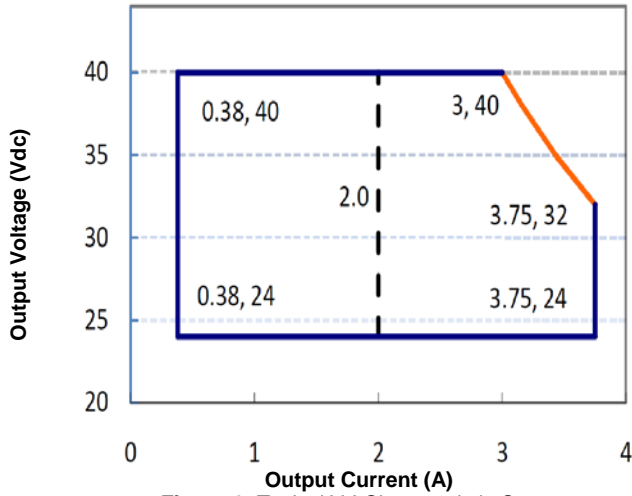


Figure 1: Typical V-I Characteristic Curve (LTA120X-040C)

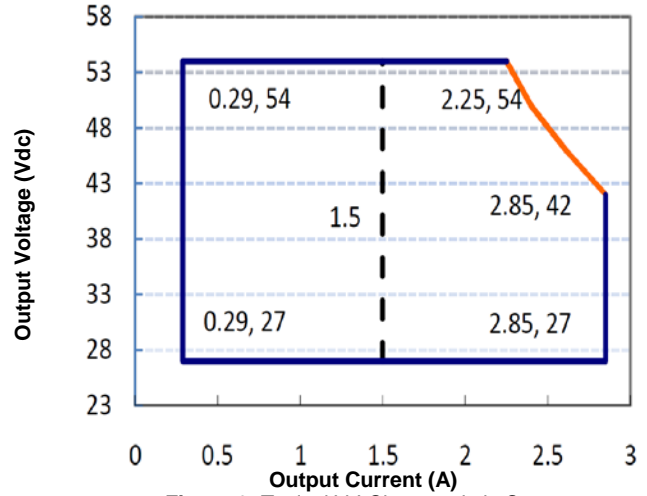


Figure 2: Typical V-I Characteristic Curve (LTA120X-054C)

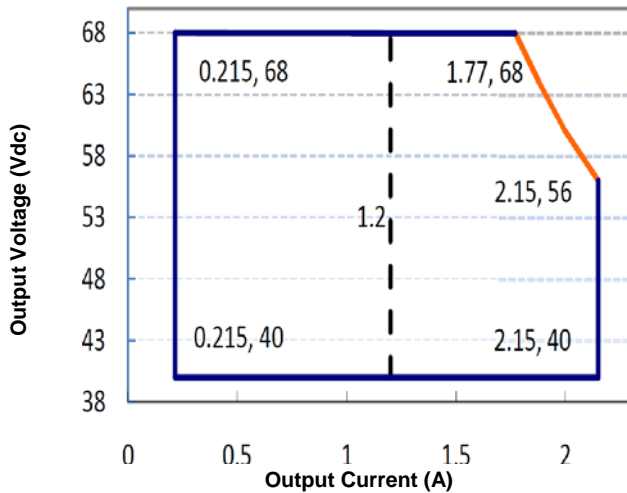


Figure 3: Typical V-I Characteristic Curve (LTA120X-068C)

Note: X=V is suitable for the right area of dotted line, X=M is suitable for the solid line contained area.

Characteristic Curves

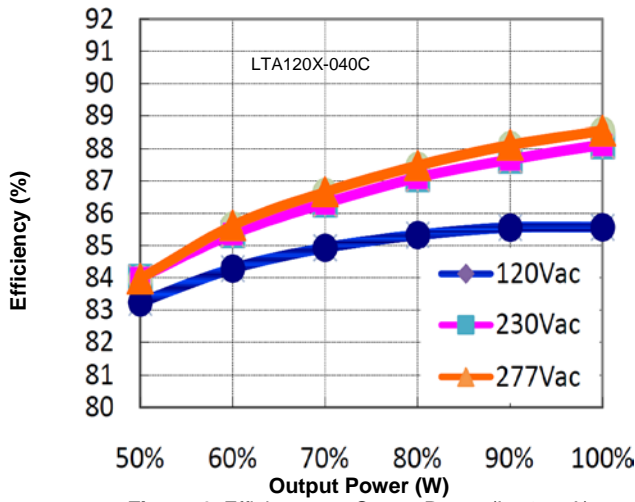


Figure 4: Efficiency vs. Output Power (Io=3.75A)

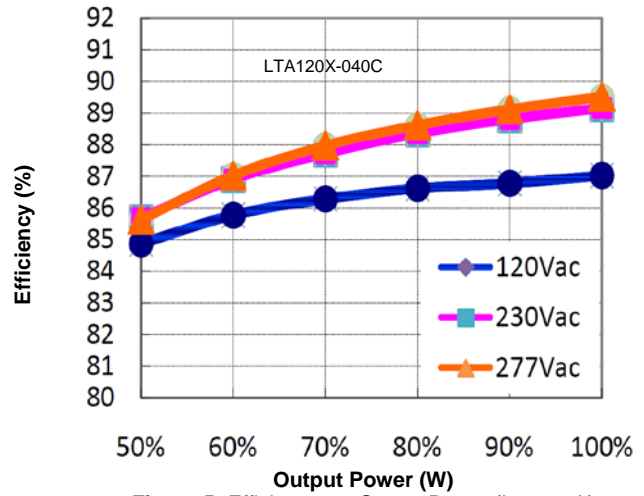


Figure 5: Efficiency vs. Output Power (Io=3.00A)

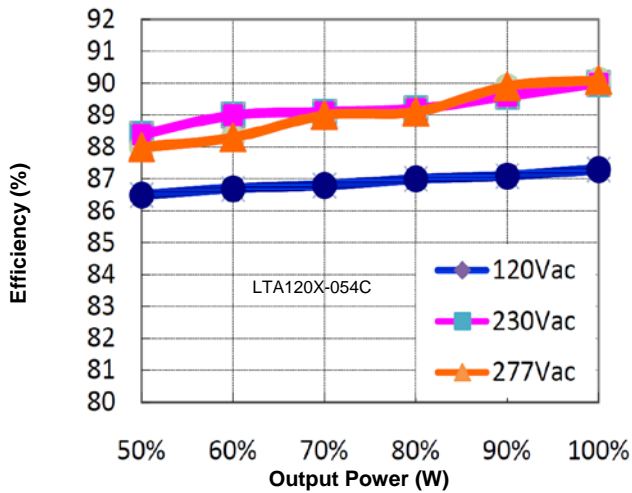


Figure 6: Efficiency vs. Output Power (Io=2.85A)

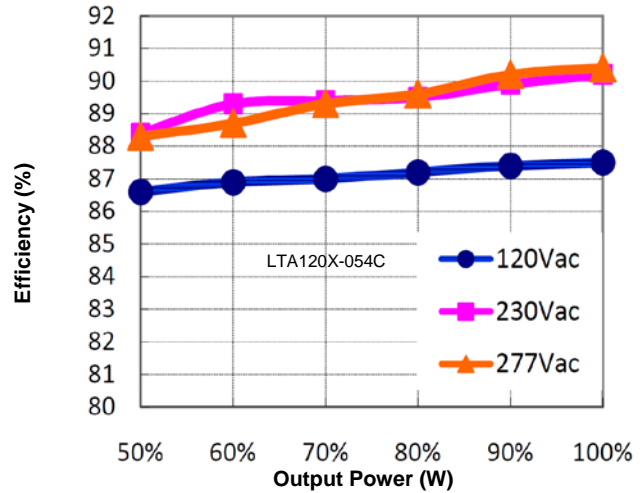


Figure 7: Efficiency vs. Output Power (Io=2.25A)

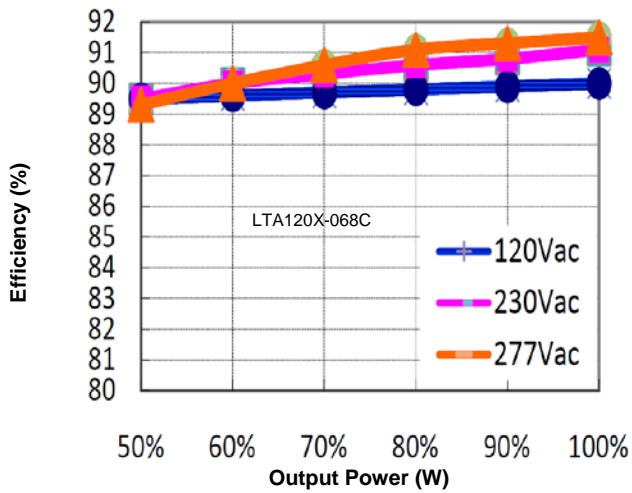


Figure 8: Efficiency vs. Output Power (Io=2.15A)

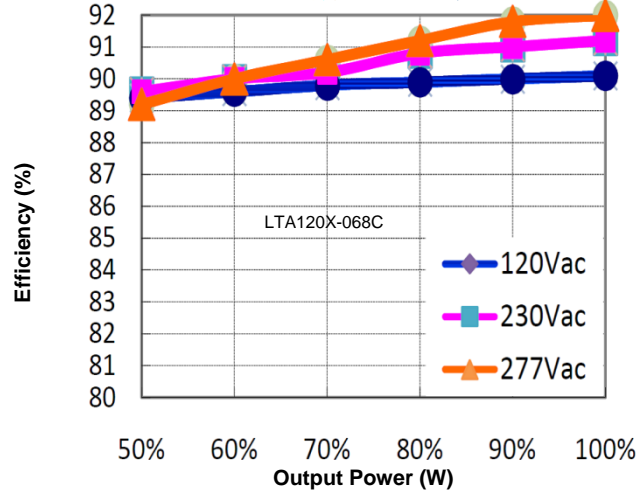


Figure 9: Efficiency vs. Output Power (Io=1.77A)

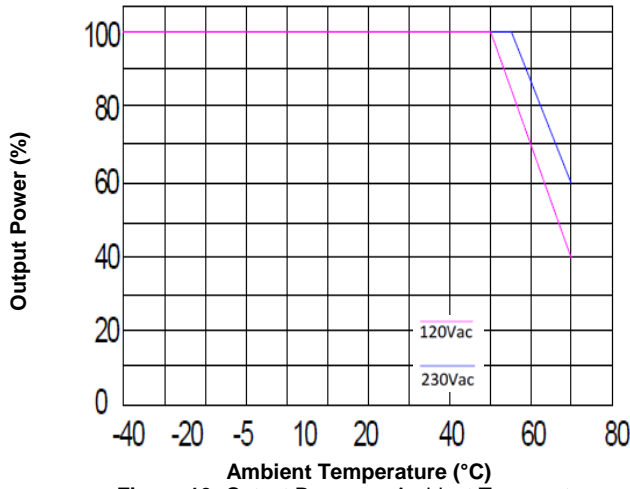


Figure 10: Output Power vs. Ambient Temperature

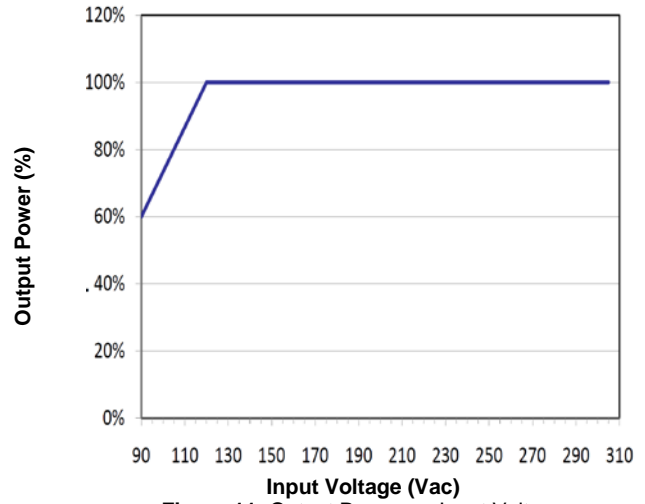


Figure 11: Output Power vs. Input Voltage

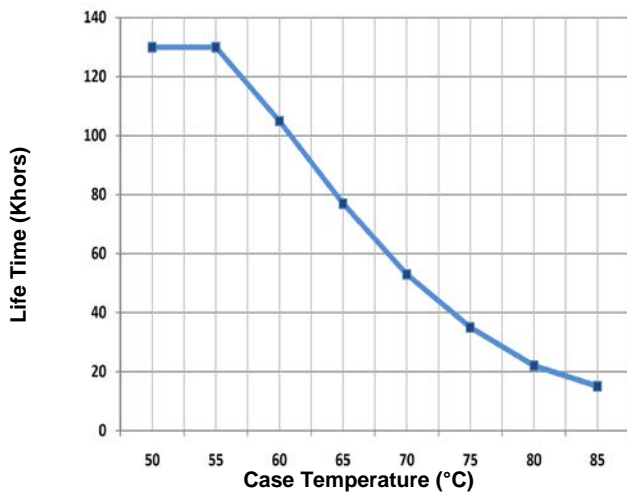


Figure 12: Life Time vs. Case Temperature

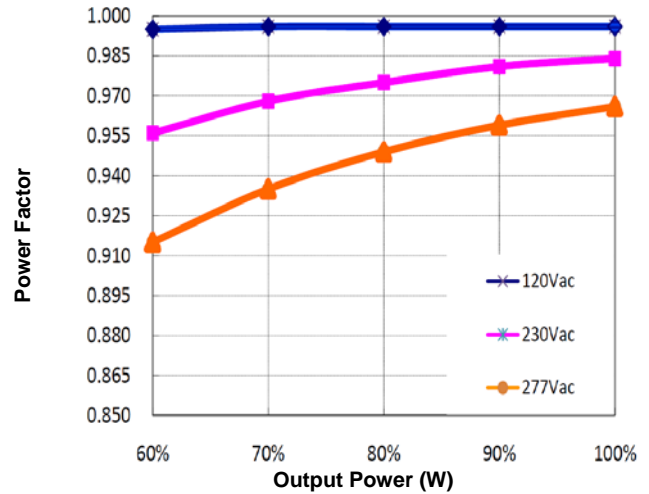


Figure 13: Power Factor vs. Output Power

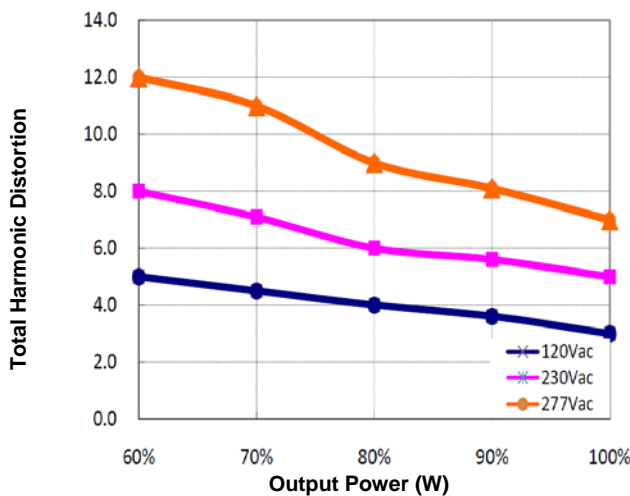


Figure 14: Total Harmonic Distortion vs. Output Power

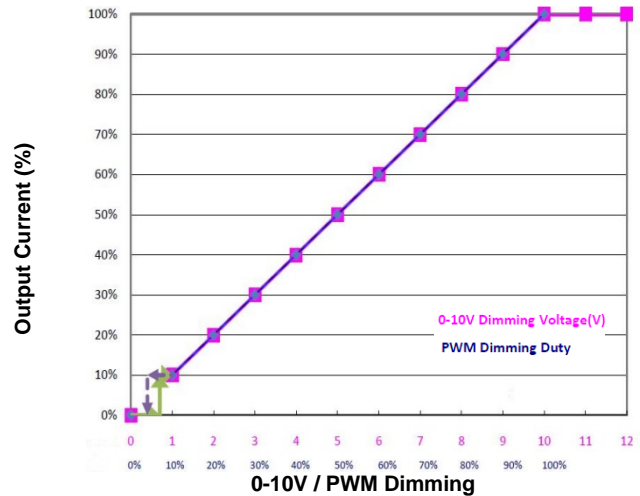
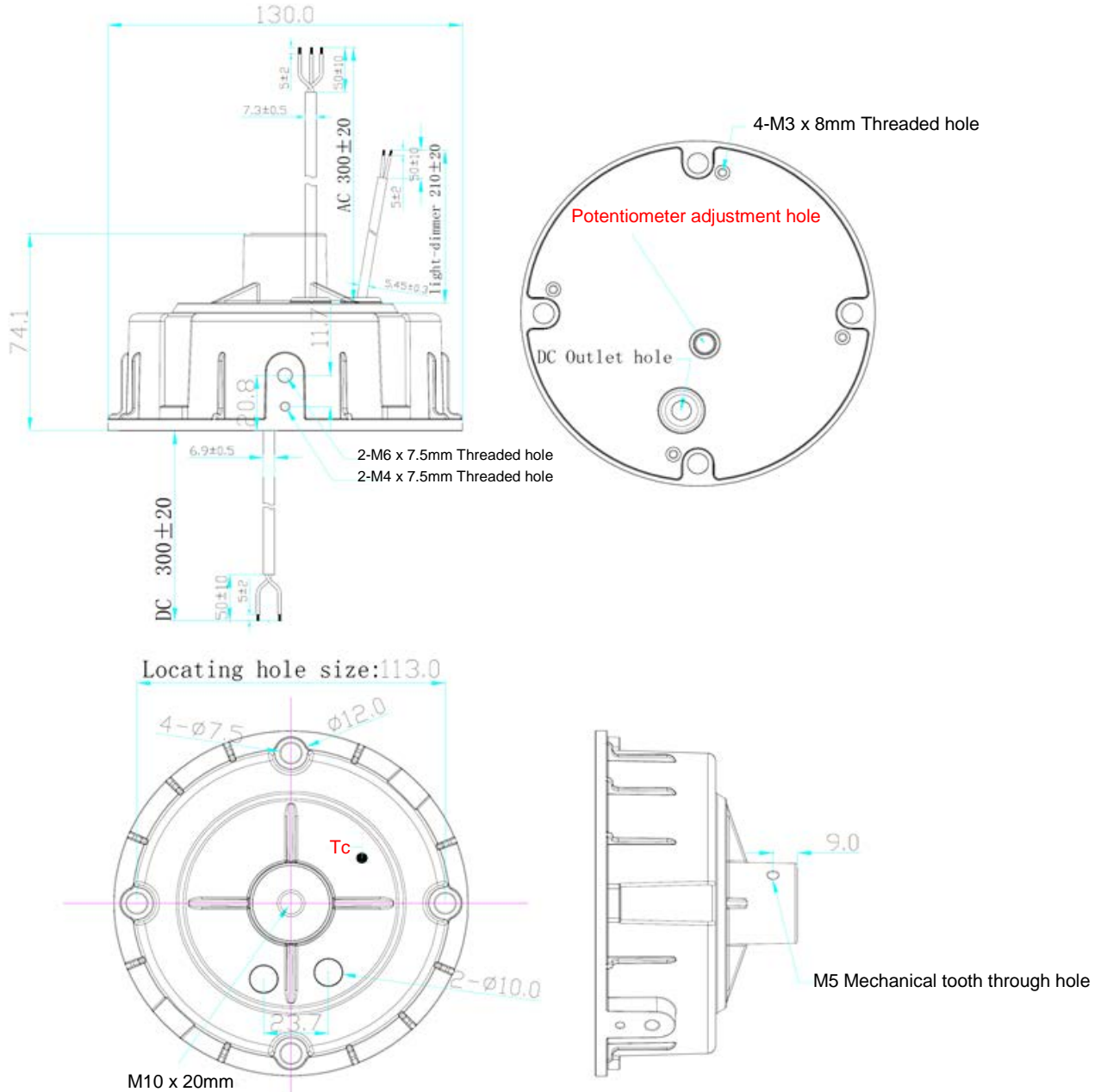


Figure 15: 0-10V/PWM Dimming Curve

Mechanical Drawing


Wire	Specification
Input	SJOW 18AWG*3C, OD=7.8mm
Output	SJOW 18AWG*2C, OD=7.3mm
Dimming (M types)	UL2733 22AWG*2C, OD=5.45mm