



CNX C Series

Build Your Own Indicator

For use with T-1 3/4 (5mm) LEDs



CNX C Series features modular panel mount indicator assemblies and mounting hardware and require no tools for assembly.

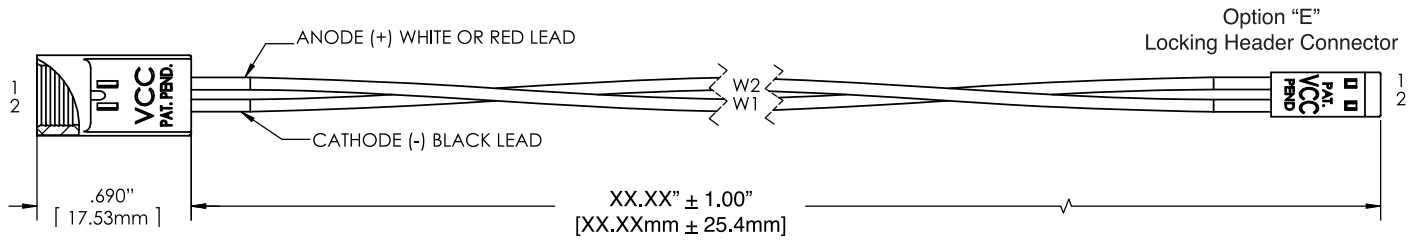
Applications

- Industrial
- Transportation
- People Movers
- Automation and Control
- Maritime, Oil and Gas Industry
- Safety and Emergency Applications
- Slot, Gaming and Vending Machines
- Outdoor Applications


Key Features

- For panel hole diameter: 0.28" (7.14mm)
- Choice of 4 different types of lenses
- Terminations available: Stripped end, 2 Lead Locking Header or 2 Lead Plain Header or with Terminals
- Eliminates the need for soldering or crimping wires to fragile LED leads and deliver superior stability when subjected to forces of 2Gs, 4Gs and 6Gs from 0 to 2000 Hz
- Available in 6 standard wire lengths, from 4 to 24 inches
- Choice of 2 different wires colors: Black/White or Red/Black
- Available wire gauge: 22 AWG or 24 AWG
- Panel thickness ranges from 0.030" (0.762 mm) to 0.125" (3.175mm). Refer to Product Specifications for Technical Details
- 5mm LED, Lens, Clip and Spacer needs to be ordered separately
- Panel Clip CMC_285 is optional and designed to secure and center the LED into the panel
- Spacer SPC_060 made of EPDM rubber is optional and designed to seal against water, oil, air and dust
- For additional options please contact our Technical Sales Department
- RoHS and REACH Compliant

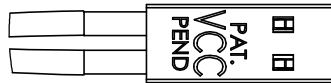
Product Dimensions



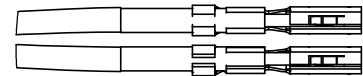
TOLERANCES UNLESS OTHERWISE SPECIFIED:
±0.005" (±0.10mm)



Option "X"
Stripped End - No Connector



Option "G"
Plain Header Connector



Option "A"
with Terminals; No Connector

Accessories (Order Separately)

LED Through Hole



LED 5mm

Spacer SPC



SPC_060

Clip CMC 285 Series



CMC_285_BLK

CMC_285_BLK (Black)
CMC_285_CTP (Clear)

CMC 313 Series



CMC_313_BTP

- CMC_313_ATP
- CMC_313_BTP
- CMC_313_CTP
- CMC_313_GTP
- CMC_313_RTP
- CMC_313_YTP

CMC 321 Series



CMC_321_ATP

- CMC_321_ATP
- CMC_321_BTP
- CMC_321_CTP
- CMC_321_GTP
- CMC_321_RTP
- CMC_321_YTP

CMC 323 Series



CMC_323_CTP

CMS 323 Series (Moisture Sealing)



- CMS_322_ATP
- CMS_322_BTP
- CMS_322_CTP
- CMS_322_GTP
- CMS_322_RTP
- CMS_322_YTP

Ordering Data

CNX_C □ □ □ □

End Connector (if any)	
X	Stripped End - No Connector
E	2 Lead Locking Header Connector
G	2 Lead Plain Header Connector
A	W/Terminals; No Connector

WIRE SIZE*	
2	22 AWG
4	24 AWG

WIRE COLOR*	
1	WHITE - BLACK
2	RED - BLACK

WIRE LENGTH	
04	4 INCHES (101.6mm)
06	6 INCHES (152.4mm)
08	8 INCHES (203.2mm)
12	12 INCHES (304.8mm)
18	18 INCHES (457.2mm)
24	24 INCHES (609.6mm)
30	30 INCHES (762mm)

Cable ordering code example CNX_C_X_4_1_04

CNX_C, Stripped End Termination, 24AWG, Wire White/Black, 4 inches wire length.

* Additional options available

Product Specifications

Materials	
Panel Connector Socket	Polypropylene, UL 94-HB
Header Connector	Polyester, UL 94-V0
Terminals	Phosphor Bronze, Tin Plate
Wire	22 or 24 AWG 1007/1569

Installation Specifications	
Mounting Hole	9/32" (0.281") (7.14 mm)
Panel Thickness	0.030" - 0.125" (0.762mm - 3.175mm)

Panel Thickness / Spacers	
0.030" - 0.045" (0.762mm - 1.143mm)	Use 2 SPC_060
0.050" - 0.100" (1.27mm - 2.54mm)	Use 1 SPC_060
0.105" - 0.125" (2.67mm - 3.175mm)	No Spacer Required

Lenses / LED Lead Length	
Lens or Clip	LED Lead Length
CMC_285 (Clip)	0.350" ± 0.01" (8.89mm ± 0.254mm)
CMC_313, CMC_321, CMC_323, CMS_322	0.250" ± 0.01" (6.35mm ± 0.254mm)

Compliances and Approvals

