

L2+ Industrial 4-Port 10/100/1000T + 2-Port 100/1000X SFP Managed Ethernet Switch



For Harsh and Space-limited Environments

PLANET IGS-5225-4T2S, **the smallest, fully-managed Gigabit fiber switch** for harsh environments, features 4 10/100/1000Mbps copper ports, **2 100/1000X SFP** ports and redundant power system in an IP30 rugged but compact-sized case. The IGS-5225-4T2S can be installed in any difficult environment as it can operate stably under the temperature range from **-40 to 75 degrees C**. With such a slim enclosure, it does not need a big space to install. The switch features user-friendly yet advanced **IPv6/IPv4 management** interfaces, abundant **L2/L4 switching functions** and Layer 3 static routing capability. It allows either DIN-rail or wall mounting for efficient use of cabinet space. With **2 dual-speed SFP fiber slots**, it can be flexibly applied to extend the connection distance.



Full Management, Slim-type Design

Physical Port

- **4 10/100/1000BASE-T** Gigabit Ethernet RJ45 ports
- **2 100/1000BASE-X mini-GBIC/SFP** slots for SFP type auto detection
- One RJ45 console interface for basic management and setup

Industrial Case and Installation

- IP30 metal case
- DIN-rail and wall-mount designs
- 12~48V DC, redundant power with polarity reverse protect function
- 24V AC power input acceptable
- Supports 5000V DC Ethernet ESD protection
- -40 to 75 degrees C operating temperature

Layer 2 Features

- Prevents packet loss with back pressure (half duplex) and IEEE 802.3x pause frame flow control (full duplex)
- High performance of Store-and-Forward architecture, and runt/CRC filtering eliminates erroneous packets to optimize the network bandwidth
- Storm Control support
 - Broadcast/Multicast/Unicast
- Supports **VLAN**
 - IEEE 802.1Q tagged VLAN
 - Up to 255 VLANs groups, out of 4094 VLAN IDs
 - Provider Bridging (VLAN Q-in-Q) support (IEEE 802.1ad)
 - Private VLAN Edge (PVE)
 - Protocol-based VLAN
 - MAC-based VLAN
 - Voice VLAN
 - GVRP (GARP VLAN Registration Protocol)
- Supports **Spanning Tree Protocol**
 - IEEE 802.1D Spanning Tree Protocol (STP)
 - IEEE 802.1w Rapid Spanning Tree Protocol (RSTP)
 - IEEE 802.1s Multiple Spanning Tree Protocol (MSTP), spanning tree by VLAN
 - BPDU Guard

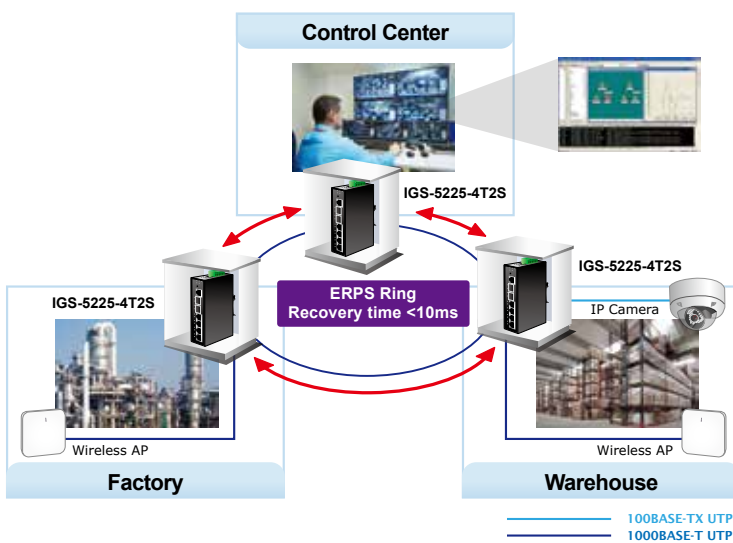
Cybersecurity Network Solution to Minimize Security Risks

The new generation of IGS-5225-4T2S has the cybersecurity feature to protect the switch management and enhance the security for mission-critical network without extra deployment cost and effort. The new IGS-5225-4T2S expands its memory and upgrades the kernel of SSH, TLS and SSL protocols to provide strong protection against advanced threats. It includes a range of cybersecurity features such as DHCP Snooping, IP Source Guard, ARP Inspection Protection, 802.1x port-based and MAC-based network access control, RADIUS and TACACS+ user accounts management, SNMPv3 authentication, and so on to complement it as an all-security solution. The network administrator can now construct highly-secure corporate networks with considerably less time and effort than before.



Redundant Ring, Fast Recovery for Critical Network Applications

The IGS-5225-4T2S supports redundant ring technology and features strong, rapid self-recovery capability to prevent interruptions and external intrusions. It incorporates advanced ITU-T G.8032 ERPS (Ethernet Ring Protection Switching) technology, Spanning Tree Protocol (802.1s MSTP), and redundant power input system into customer's industrial automation network to enhance system reliability and uptime in harsh factory environments. In a certain simple Ring network, the recovery time of data link can be as fast as 10ms.



- Supports **Link Aggregation**
 - 802.3ad Link Aggregation Control Protocol (LACP)
 - Cisco ether-channel (static trunk)
 - Maximum 4 trunk groups with 4 ports per trunk group
 - Up to 8Gbps bandwidth (duplex mode)
- Provides port mirror (1-to-1)
- Port mirroring to monitor the incoming or outgoing traffic on a particular port
- Loop protection to avoid broadcast loops
- Supports ERPS (Ethernet Ring Protection Switching)

Layer 3 IP Routing Features

- Supports maximum 32 static routes and route summarization

Quality of Service

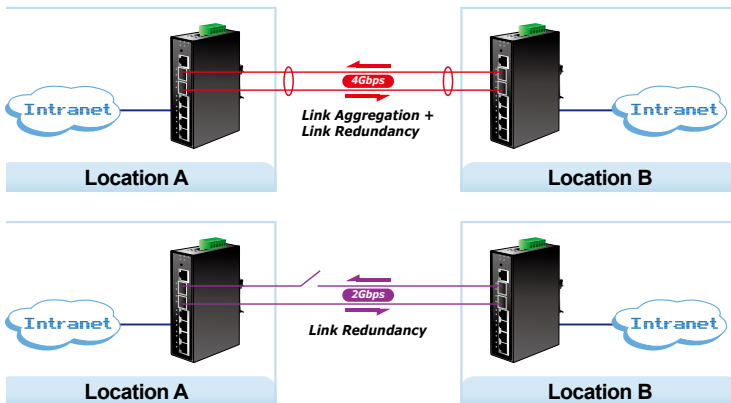
- Ingress Shaper and Egress Rate Limit per port bandwidth control
- 8 priority queues on all switch ports
- Traffic classification
 - IEEE 802.1p CoS
 - IP TOS/DSCP/IP precedence
 - IP TCP/UDP port number
 - Typical network application
- Strict priority and Weighted Round Robin (WRR) CoS policies
- Supports QoS and In/Out bandwidth control on each port
- Traffic-policing on the switch port
- DSCP remarking

Multicast

- Supports IPv4 IGMP snooping v1, v2 and v3
- Supports IPv6 MLD snooping v1 and v2
- Querier mode support
- IPv4 IGMP snooping port filtering
- IPv6 MLD snooping port filtering
- MVR (Multicast VLAN Registration)

Security

- IEEE 802.1X Port-based/MAC-based network access authentication
- Built-in RADIUS client to cooperate with the RADIUS servers

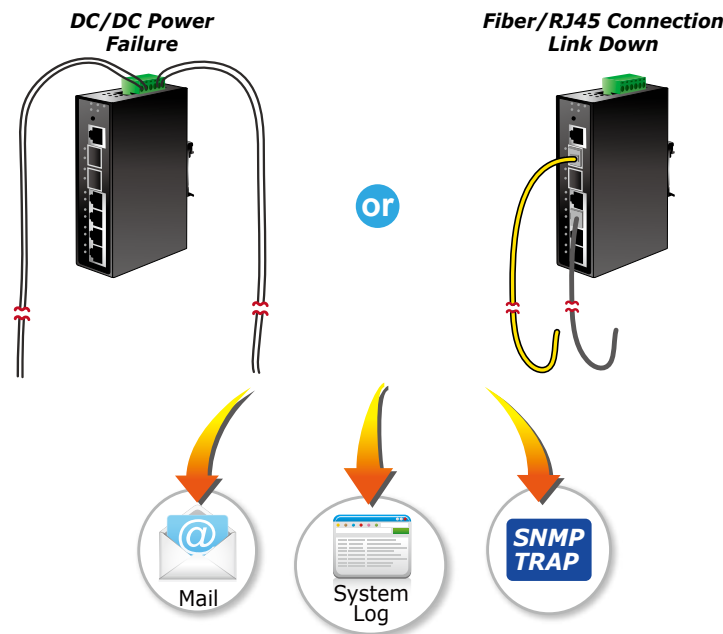


Site to Site Fiber Link Redundancy

SMTP/SNMP Trap Event Alert

The IGS-5225-4T2S provides event alert function to help to diagnose the abnormal device owing to whether or not there is a break of the network connection, or the rebooting response. It supports a Fault Alarm feature which can alert the users when there is something wrong with the switches. With this ideal feature, the users would not have to waste time finding where the problem is. It will help to save time and human resource.

Fault Alarm Feature



Layer 3 IPv4 and IPv6 Software VLAN Routing for Secure and Flexible Management

To help customers stay on top of their businesses, the IGS-5225 series not only provides ultra high transmission performance and excellent Layer 2 technologies, but also IPv4/IPv6 software VLAN routing feature which allows to cross over different VLANs and different IP addresses for the purpose of having a highly-secure, flexible management and simpler networking application.


- TACACS+ login users access authentication
- RADIUS/TACACS+ users access authentication
- IP-based Access Control List (ACL)
- MAC-based Access Control List
- Source MAC/IP address binding
- DHCP snooping to filter distrusted DHCP messages
- Dynamic ARP Inspection discards ARP packets with invalid MAC address to IP address binding
- IP Source Guard prevents IP spoofing attacks
- IP address access management to prevent unauthorized intruder

Management

- Switch Management Interfaces
 - Console/Telnet Command Line Interface
 - Web switch management
 - SNMP v1 and v2c switch management
 - SSH/SSL and SNMP v3 secure access
- Four RMON groups (history, statistics, alarms, and events)
- IPv6 IP address/NTP/DNS management
- Built-in Trivial File Transfer Protocol (TFTP) client
- BOOTP and DHCP for IP address assignment
- Firmware upload/download via HTTP/TFTP
- DHCP Relay
- DHCP Option 82
- User Privilege levels control
- Network Time Protocol (NTP)
- Link Layer Discovery Protocol (LLDP)
- SFP-DDM (Digital Diagnostic Monitor)
- Cable diagnostic technology provides the mechanism to detect and report potential cabling issues
- Reset button for system reboot or reset to factory default
- PLANET Smart Discovery Utility for deployment management

Robust Layer 2 Features

The IGS-5225 series can be programmed for advanced switch management functions such as dynamic port link aggregation, Q-in-Q VLAN, private VLAN, Rapid Spanning Tree Protocol, Layer 2 to Layer 4 QoS, bandwidth control and IGMP snooping. The IGS-5225 series provides 802.1Q tagged VLAN, and the VLAN groups allowed will be maximally up to 255. Via aggregation of supporting ports, the IGS-5225-4T2S allows the operation of a high-speed trunk combining multiple ports. It enables a maximum of up to 10 trunk groups with 8 ports per trunk group, and supports fail-over as well.



Efficient Management

For efficient management, the IGS-5225 Managed Ethernet Switch series is equipped with console, Web and SNMP management interfaces. With the built-in Web-based management interface, the IGS-5225 series offers an easy-to-use, platform-independent management and configuration facility. For text-based management, the IGS-5225 series can be accessed via Telnet and the console port. Moreover, it also offers secure remote management via any standard-based management software by supporting SNMPv3 connection which encrypts the packet content at each session.



Powerful Security

The IGS-5225 series offers comprehensive Layer 2 to Layer 4 Access Control List (ACL) for enforcing security to the edge. It can be used to restrict network access by denying packets based on source and destination IP address, TCP/UDP ports or defined typical network applications. Its protection mechanism also comprises 802.1X Port-based and MAC-based user and device authentication. With the private VLAN function, communication between edge ports can be prevented to ensure user privacy.

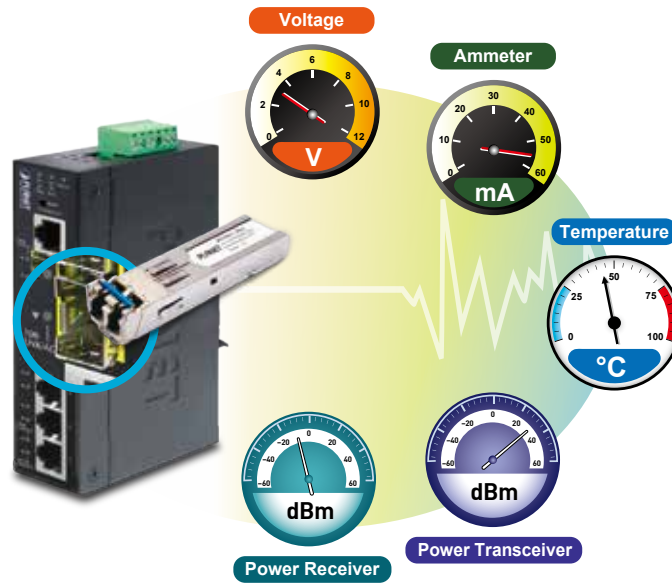
Flexibility and Extension Solution

The additional two mini-GBIC slots built in the IGS-5225-4T2S support dual speed, 100BASE-FX and 1000BASE-SX/LX SFP (Small Form-factor Pluggable) fiber-optic modules, meaning the administrator now can flexibly choose the suitable SFP transceiver according to not only the transmission distance but also the transmission speed required. The distance can be extended from 550 meters (multi-mode fiber) to 10/50/70/120 kilometers (single-mode fiber or WDM fiber). They are well suited for applications within the enterprise data centers and distributions.

Intelligent SFP Diagnosis Mechanism

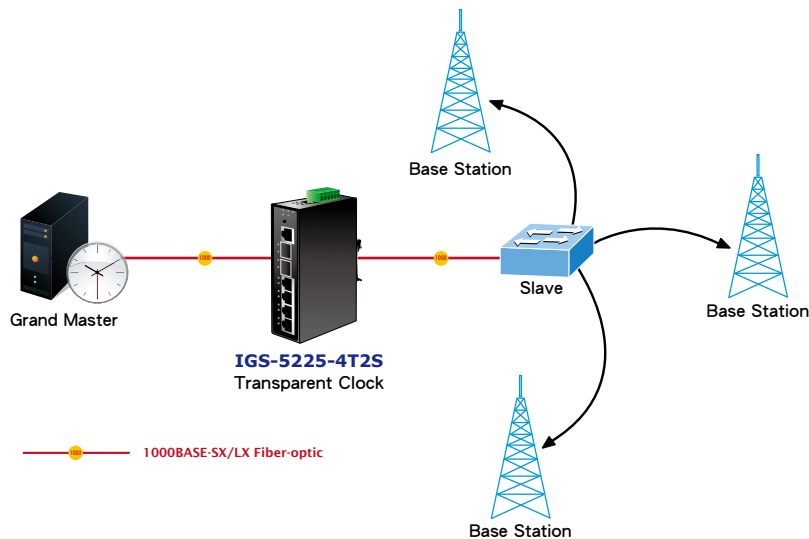
The IGS-5225 series supports SFP-DDM (Digital Diagnostic Monitor) function that greatly helps network administrator to easily monitor real-time parameters of the SFP, such as optical output power, optical input power, temperature, laser bias current, and transceiver supply voltage.

Digital Diagnostic Monitor (DDM)



1588 Time Protocol for Industrial Computing Networks

The IGS-5225 series is ideal for telecom and Carrier Ethernet applications, supporting MEF service delivery and timing over packet solutions for IEEE 1588 and synchronous Ethernet.



Modbus TCP provides Flexible Network Connectivity for Factory Automation

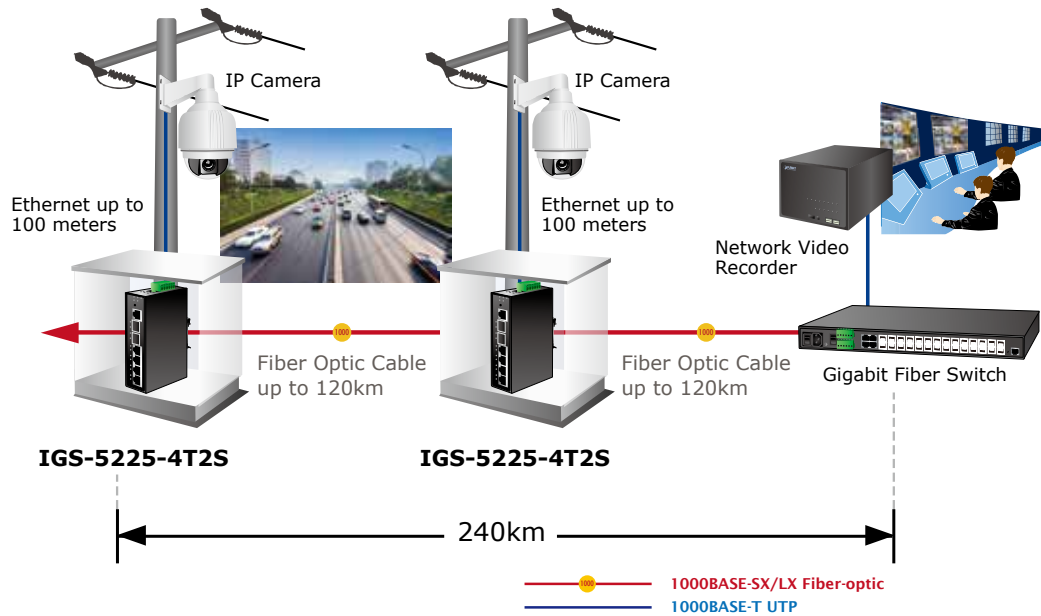
With the supported **Modbus TCP/IP** protocol, the IGS-5225 series can easily integrate with **SCADA** systems, **HMI** systems and other data acquisition systems in factory floors. It enable administrators to remotely monitor the industrial Ethernet switch's **operating information**, **port information** and **communication status**, thus easily achieving enhanced monitoring and maintenance of the entire factory.

Applications

Model that Withstands Harsh Operation

The IGS-5225-4T2S is made to withstand any harsh operation in such environments as traffic control cabinets, factory floors, and indoor and outdoor locations where temperatures are extremely high or low. With a non-blocking design and compact size, the installation of the IGS-5225-4T2S is easy and helpful to build a Gigabit high-bandwidth switched network quickly.

Extending Ethernet Distance



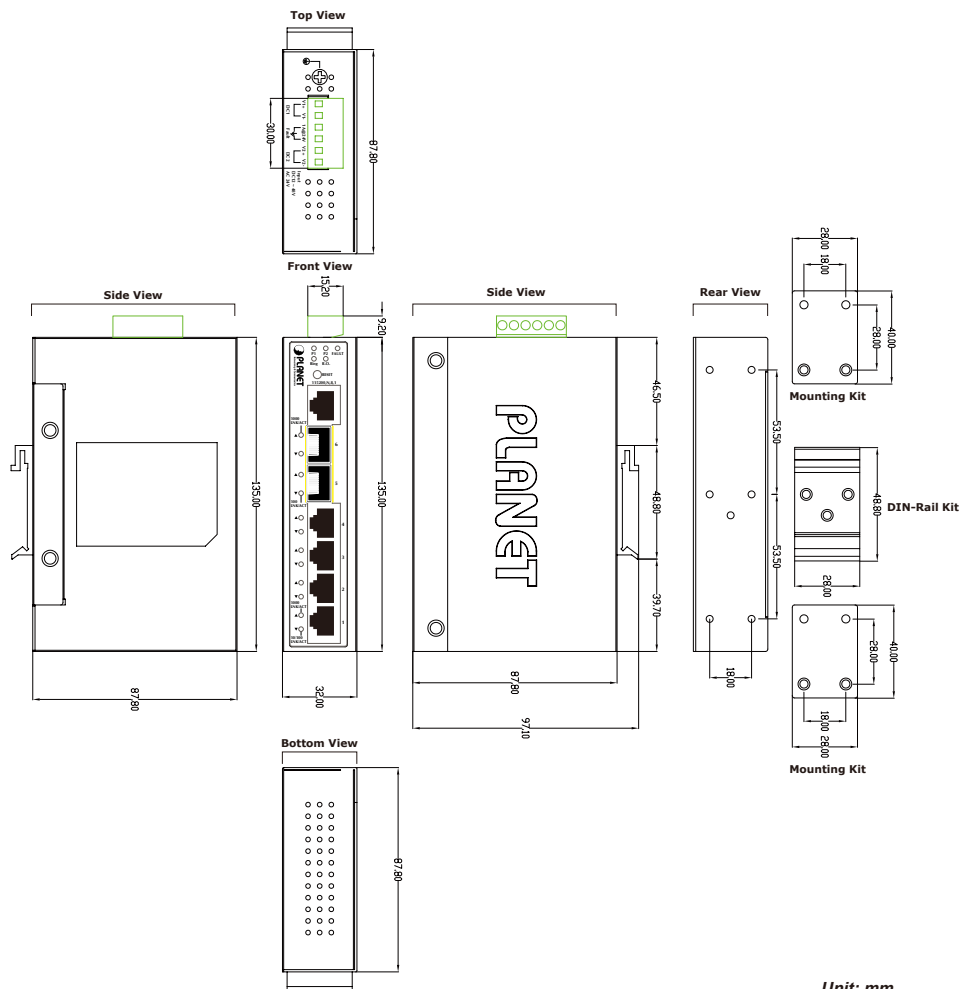
Specifications

Product	IGS-5225-4T2S
Hardware Specifications	
Copper Ports	4 10/100/1000BASE-T RJ45 auto-MDI/MDI-X ports
SFP/mini-GBIC Slots	2 1000BASE-SX/LX/BX SFP interfaces (Port-5 to Port-6) Compatible with 100BASE-FX SFP
Console	1 x RJ45-to-RS232 serial port (115200, 8, N, 1)
Switch Architecture	Store-and-Forward
Switch Fabric	12Gbps/non-blocking
Throughput (packet per second)	8.9Mpps@ 64 bytes packet
Address Table	8K entries, automatic source address learning and aging
Shared Data Buffer	4Mbits
Flow Control	IEEE 802.3x pause frame for full-duplex Back pressure for half-duplex
Jumbo Frame	9Kbytes
Reset Button	< 5 sec: System reboot > 5 sec: Factory default
ESD Protection	Air 8KV, Contact 6KV
Enclosure	IP30 metal case
Installation	DIN rail kit and wall-mount kit
Connector	Removable 6-pin terminal block for power input Pin 1/2 for Power 1, Pin 3/4 for fault alarm, Pin 5/6 for Power 2
Alarm	One relay output for power failure. Alarm relay current carry ability: 1A @ 24V DC

LED Indicator	<p>System: Power 1 (Green) Power 2 (Green) Fault Alarm (Red) Ring (Green) Ring Owner (Green)</p> <p>Per 10/100/1000T RJ45 Ports: 10/100Mbps LNK/ACT (Orange) 1000 LNK/ACT (Green)</p> <p>Per SFP Interface: 100 LNK/ACT (Orange) 1000 LNK/ACT (Green)</p>	
Dimensions (W x D x H)	32 x 87x 135 mm	
Weight	456g	
Power Requirements	Dual 12~48V DC 24V AC	
Power Consumption	Max. 6.3 watts/21.6 BTU (Power on without any connection) Max. 8.5 watts/29.2 BTU (Full loading)	
Layer 2 Function		
Basic Management Interfaces	Console; Telnet; Web browser; SNMP v1, v2c	
Secure Management Interfaces	SSH, SSL, SNMP v3	
Port Configuration	Port disable/enable Auto-negotiation 10/100/1000Mbps full and half duplex mode selection Flow control disable/enable Power saving mode control	
Port Status	Display each port's speed duplex mode, link status, flow control status, auto negotiation status, trunk status	
Port Mirroring	TX/RX/both 1 to 1 monitor	
VLAN	802.1Q tagged based VLAN, up to 255 VLAN groups Q-in-Q tunneling Private VLAN Edge (PVE) MAC-based VLAN Protocol-based VLAN Voice VLAN MVR (Multicast VLAN Registration) Up to 255 VLAN groups, out of 4094 VLAN IDs GVRP	
Link Aggregation	IEEE 802.3ad LACP/static trunk Supports 4 trunk groups with 4 ports per trunk group	
QoS	Traffic classification based, strict priority and WRR 8-level priority for switching - Port number - 802.1p priority - 802.1Q VLAN tag - DSCP/TOS field in IP packet	
IGMP Snooping	IGMP (v1/v2/v3) snooping, up to 255 multicast groups IGMP querier mode support	
MLD Snooping	MLD (v1/v2) snooping, up to 255 multicast groups MLD querier mode support	
Access Control List	IP-based ACL/MAC-based ACL Up to 123 entries	
Bandwidth Control	Per port bandwidth control Ingress: 500Kb~1000Mbps Egress: 500Kb~1000Mbps	
SNMP MIBs	RFC 1213 MIB-II IF-MIB RFC 1493 Bridge MIB RFC 1643 Ethernet MIB RFC 2863 Interface MIB RFC 2665 Ether-Like MIB RFC 2819 RMON MIB (Groups 1, 2, 3 and 9)	RFC 2737 Entity MIB RFC 2618 RADIUS Client MIB RFC 2933 IGMP-STD-MIB RFC 3411 SNMP-Frameworks-MIB IEEE 802.1X PAE LLDP MAU-MIB

Layer 3 Function			
IP Interfaces	Max. 8 VLAN interfaces		
Routing Table	Max. 32 routing entries		
Routing Protocols	IPv4 software static routing IPv6 software static routing		
Standards Conformance			
Regulatory Compliance	FCC Part 15 Class A, CE		
Stability Testing	IEC60068-2-32 (free fall) IEC60068-2-27 (shock) IEC60068-2-6 (vibration)		
Standards Compliance	<table border="0"> <tr> <td style="vertical-align: top;"> <ul style="list-style-type: none"> IEEE 802.3 10BASE-T IEEE 802.3u 100BASE-TX/100BASE-FX IEEE 802.3z Gigabit SX/LX IEEE 802.3ab Gigabit 1000T IEEE 802.3x flow control and back pressure IEEE 802.3ad port trunk with LACP IEEE 802.1D Spanning Tree Protocol IEEE 802.1w Rapid Spanning Tree Protocol IEEE 802.1s Multiple Spanning Tree Protocol IEEE 802.1p Class of Service IEEE 802.1Q VLAN tagging IEEE 802.1ad Q-in-Q VLAN stacking </td> <td style="vertical-align: top;"> <ul style="list-style-type: none"> IEEE 802.1X Port Authentication Network Control IEEE 802.1ab LLDP IEEE 1588 PTPv2 RFC 768 UDP RFC 793 TFTP RFC 791 IP RFC 792 ICMP RFC 2068 HTTP RFC 1112 IGMP v1 RFC 2236 IGMP v2 ITU G.8032 ERPS Ring </td> </tr> </table>	<ul style="list-style-type: none"> IEEE 802.3 10BASE-T IEEE 802.3u 100BASE-TX/100BASE-FX IEEE 802.3z Gigabit SX/LX IEEE 802.3ab Gigabit 1000T IEEE 802.3x flow control and back pressure IEEE 802.3ad port trunk with LACP IEEE 802.1D Spanning Tree Protocol IEEE 802.1w Rapid Spanning Tree Protocol IEEE 802.1s Multiple Spanning Tree Protocol IEEE 802.1p Class of Service IEEE 802.1Q VLAN tagging IEEE 802.1ad Q-in-Q VLAN stacking 	<ul style="list-style-type: none"> IEEE 802.1X Port Authentication Network Control IEEE 802.1ab LLDP IEEE 1588 PTPv2 RFC 768 UDP RFC 793 TFTP RFC 791 IP RFC 792 ICMP RFC 2068 HTTP RFC 1112 IGMP v1 RFC 2236 IGMP v2 ITU G.8032 ERPS Ring
<ul style="list-style-type: none"> IEEE 802.3 10BASE-T IEEE 802.3u 100BASE-TX/100BASE-FX IEEE 802.3z Gigabit SX/LX IEEE 802.3ab Gigabit 1000T IEEE 802.3x flow control and back pressure IEEE 802.3ad port trunk with LACP IEEE 802.1D Spanning Tree Protocol IEEE 802.1w Rapid Spanning Tree Protocol IEEE 802.1s Multiple Spanning Tree Protocol IEEE 802.1p Class of Service IEEE 802.1Q VLAN tagging IEEE 802.1ad Q-in-Q VLAN stacking 	<ul style="list-style-type: none"> IEEE 802.1X Port Authentication Network Control IEEE 802.1ab LLDP IEEE 1588 PTPv2 RFC 768 UDP RFC 793 TFTP RFC 791 IP RFC 792 ICMP RFC 2068 HTTP RFC 1112 IGMP v1 RFC 2236 IGMP v2 ITU G.8032 ERPS Ring 		
Environment			
Operating Temperature	-40 ~ 75 degrees C		
Storage Temperature	-40 ~ 85 degrees C		
Humidity	5 ~ 95% (non-condensing)		

Dimensions



Unit: mm

Ordering Information

IGS-5225-4T2S	L2+ Industrial 4-Port 10/100/1000T + 2-Port 100/1000X SFP Managed Ethernet Switch (-40~75 degrees C)
---------------	--

Related Products

IGS-5225-8T2S2X	L2+ Industrial 8-Port 10/100/1000T + 2-Port 100/1000X SFP + 2-Port 10G SFP+ Managed Ethernet Switch (-40~75 degrees C)
IGS-5225-8P2S2X	L2+ Industrial 8-Port 10/100/1000T 802.3at PoE + 4-Port 100/1000X SFP + 2-Port 10G SFP+ Managed Ethernet Switch (-40~75 degrees C)
IGS-12040MT	L2+ Industrial 8-Port 10/100/1000T + 4-Port 100/1000X SFP Managed Ethernet Switch (-40~75 degrees C)
IGS-10020HPT	L2+ Industrial 8-Port 10/100/1000T 802.3at PoE + 2-Port 100/1000X SFP Managed Ethernet Switch (-40~75 degrees C)
IGS-10020MT	L2+ Industrial 8-Port 10/100/1000T + 2-Port 100/1000X SFP Managed Ethernet Switch (-40~75 degrees C)

Available Modules for IGS-5225-4T2S

1000Mbps SFP transceiver modules

MGB-GT	SFP-Port 1000BASE-T Module
MGB-SX	SFP-Port 1000BASE-SX mini-GBIC module - 550m
MGB-SX2	SFP-Port 1000BASE-SX mini-GBIC module - 2km
MGB-LX	SFP-Port 1000BASE-LX mini-GBIC module - 10km
MGB-L40	SFP-Port 1000BASE-LX mini-GBIC module - 40km
MGB-L80	SFP-Port 1000BASE-LX mini-GBIC module - 80km
MGB-L120	SFP-Port 1000BASE-LX mini-GBIC module - 120km
MGB-LA10	SFP-Port 1000BASE-LX (WDM,TX:1310nm) mini-GBIC module - 10km
MGB-LB10	SFP-Port 1000BASE-LX (WDM,TX:1550nm) mini-GBIC module - 10km
MGB-LA20	SFP-Port 1000BASE-LX (WDM,TX:1310nm) mini-GBIC module - 20km
MGB-LB20	SFP-Port 1000BASE-LX (WDM,TX:1550nm) mini-GBIC module - 20km
MGB-LA40	SFP-Port 1000BASE-LX (WDM,TX:1310nm) mini-GBIC module - 40km
MGB-LB40	SFP-Port 1000BASE-LX (WDM,TX:1550nm) mini-GBIC module - 40km
MGB-TSX	SFP-Port 1000BASE-SX mini-GBIC module - 550m (-40 ~ 75 degrees C)
MGB-TLX	SFP-Port 1000BASE-LX mini-GBIC module - 10km (-40 ~ 75 degrees C)
MGB-TL40	SFP-Port 1000BASE-LX mini-GBIC module - 40km (-40 ~ 75 degrees C)
MGB-TL80	SFP-Port 1000BASE-LX mini-GBIC module - 80km (-40 ~ 75 degrees C)

100Mbps SFP transceiver modules

MFB-FX	SFP-Port 100BASE-FX Transceiver (1310nm) - 2km
MFB-F20	SFP-Port 100BASE-FX Transceiver (1310nm) - 20km
MFB-F40	SFP-Port 100BASE-FX Transceiver (1310nm) - 40km
MFB-F60	SFP-Port 100BASE-FX Transceiver (1310nm) - 60km
MFB-FA20	SFP-Port 100BASE-BX Transceiver (WDM,TX:1310nm) - 20km
MFB-FB20	SFP-Port 100BASE-BX Transceiver (WDM,TX:1550nm) - 20km
MFB-TFX	SFP-Port 100BASE-FX Transceiver (1310nm) - 2km (-40 ~ 75 degrees C)
MFB-TF20	SFP-Port 100BASE-FX Transceiver (1310nm) - 20km (-40 ~ 75 degrees C)