

ATC Q-BRIDGE THERMAL CONDUCTOR

ATC Q-Bridge Thermal Conductor

ATC's new Q-Bridge Thermal Conductor is manufactured with the highest quality materials for reliable and repeatable performance providing a cost effective thermal management solution. These devices are constructed with Aluminum Nitride (AlN) or Beryllium Oxide (BeO) and are available in standard EIA form factors.

Q-Bridge provides the designer with the ability to manage thermal conditions by directing heat to a thermal ground plane, heat sink or any other specific thermal point of interest. The inherently low capacitance makes this device virtually transparent at RF / microwave frequencies. This device has the added benefit of offering additional layers of protection to adjacent components from hot spot thermal loads.

Q-Bridge provides the benefit of increased overall circuit reliability. ATC's Q-Bridge is manufactured using one-piece construction, providing a RoHS compliant SMT package that is fully compatible with high speed automated pick-and-place processing. It is available in various EIA case sizes. Custom configurations are also available.

Features:

- High Thermal Conductivity
- Low Thermal Resistance
- Low Capacitance
- Increases Circuit Reliability
- RoHS Compliant
- More efficient thermal management





Applications:

- GaN Power Amplifiers
- High RF Power Amplifiers
- Filters
- Synthesizers
- Industrial Computers
- Switch Mode Power Supplies
- Pin & Laser Diodes

Functional Applications:

- Between active device and adjacent ground planes
- Specific contact pad to case
- Contact pad to contact pad
- Direct component contact to via pad or trace
- Edges fully metalized

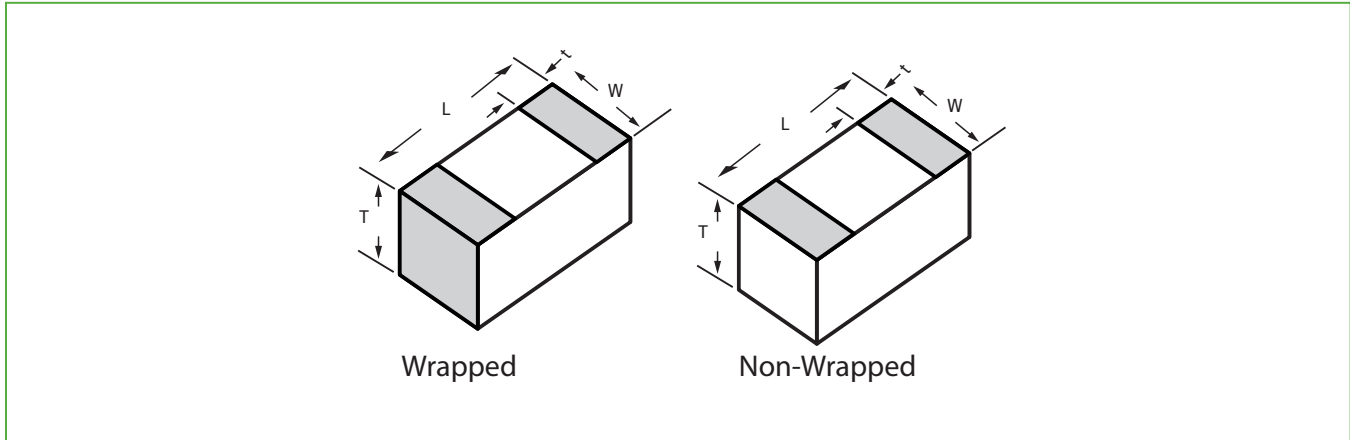
Termination Materials

ATC Termination Code	Termination Materials	
Y	Silver Platinum Non-Magnetic Termination	
S	Silver over Magnetic Termination	

Note: Non-edge wrapped style in all case sizes is supplied with S termination
Edge wrapped style in case sizes 0302 through 1111 is supplied with Y termination
Edge wrapped style in case sizes 2010 through 3737 are supplied with S termination

ATC Q-BRIDGE THERMAL CONDUCTOR

Mechanical Configurations



Typical Characteristics

Case Size	Length (L)	Width (W)	Thickness (T)	Terminal (t)	Thermal Resistance ($^{\circ}\text{C}/\text{W}$)		Thermal Conductivity ($\text{mW}/^{\circ}\text{C}$)		Available Configurations	
					AlN	BeO	AlN	BeO	Style	Termination
0302	.030 \pm .002 (.77 \pm .051)	.020 \pm .002 (0.51 \pm .051)	20 (0.51 \pm .05)	10 (0.25)	19	12	53	81	W	Y
									E	S
0402	.040 \pm .002 (1.02 \pm .051)	.020 \pm .002 (0.51 \pm .051)	20 (0.51 \pm .05)	10 (0.25)	25	16	40	61	W	Y
									E	S
0505	.050 \pm .002 (1.27 \pm .051)	.050 \pm .002 (1.27 \pm .051)	25 (0.64 \pm .05)	15 (0.38)	10	7	100	153	W	Y
									E	S
0603	.060 \pm .002 (1.52 \pm .051)	.030 \pm .002 (.76 \pm .051)	25 (0.64 \pm .05)	15 (0.38)	20	13	50	76	W	Y
									E	S
0805	.080 \pm .002 (2.03 \pm .051)	.050 \pm .002 (1.27 \pm .051)	40 (1.02 \pm .05)	20 (0.51)	10	7	100	153	W	Y
									E	S
1005	.100 \pm .002 (2.54 \pm .051)	.050 \pm .002 (1.27 \pm .051)	40 (1.02 \pm .05)	20 (0.51)	13	8	77	122	W	Y
									E	S
1020	.100 \pm .002 (2.54 \pm .051)	.200 \pm .002 (5.08 \pm .051)	40 (1.02 \pm .05)	20 (0.51)	3	2	320	508	W	Y
									E	S
1111	.110 \pm .002 (2.79 \pm .051)	.110 \pm .002 (2.79 \pm .051)	40 (1.02 \pm .05)	20 (0.51)	7	4	153	240	W	Y
									E	S
2010	.195 \pm .010 (4.95 \pm .254)	.095 \pm .010 (2.41 \pm .254)	60 (1.52 \pm .05)	30 (0.77)	10	6	100	159	W	S
									E	S
2525	.240 \pm .010 (6.10 \pm .254)	.250 \pm .010 (6.35 \pm .254)	60 (1.52 \pm .05)	40 (1.02)	4	3	240	380	W	S
									E	S
3725	.370 \pm .010 (9.40 \pm .254)	.245 \pm .010 (6.22 \pm .254)	60 (1.52 \pm .05)	50 (1.27)	6	4	160	254	W	S
									E	S
3737	.365 \pm .010 (9.27 \pm .254)	.375 \pm .010 (9.53 \pm .254)	60 (1.52 \pm .05)	50 (1.27)	4	3	240	380	W	S
									E	S

inches (mm)

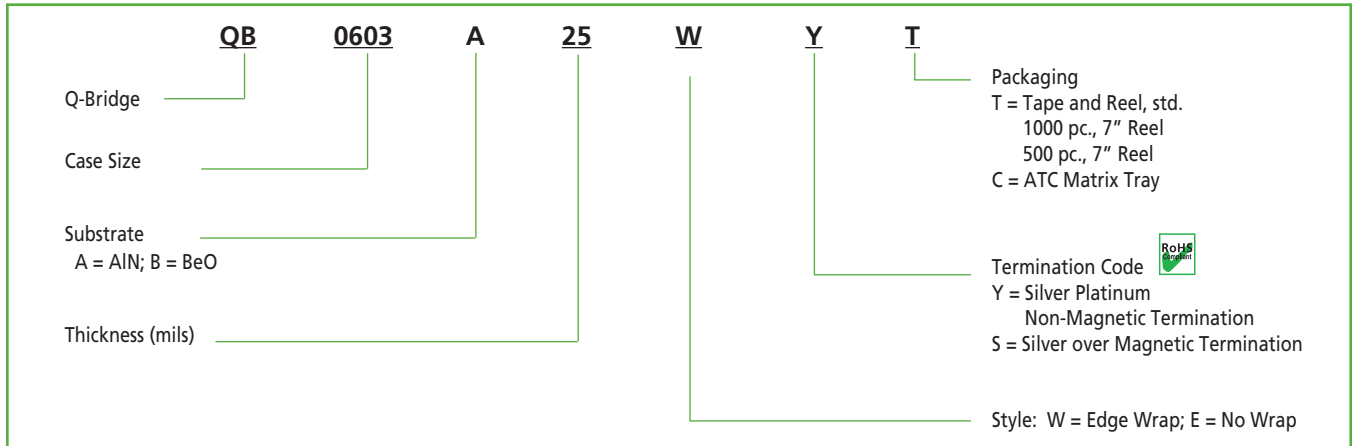
Note: Thermal conductivity is normalized to chip size. All values are approximate. Consult factory for extended thermal conductivity options.

ATC Q-BRIDGE THERMAL CONDUCTOR

Capacitance

Case Size	Part Number	Capacitance (pF)	Case Size	Part Number	Capacitance (pF)
0302	QB0302A20WY	0.039	1020	QB1020A40WY	0.204
	QB0302A20ES	0.011		QB1020A40ES	0.121
	QB0302B20WY	0.028		QB1020B40WY	0.158
	QB0302B20ES	0.006		QB1020B40ES	0.092
0402	QB0402A20WY	0.028	1111	QB1111A40WY	0.096
	QB0402A20ES	0.018		QB1111A40ES	0.042
	QB0402B20WY	0.025		QB1111B40WY	0.078
	QB0402B20ES	0.009		QB1111B40ES	0.031
0505	QB0505A25WY	0.070	2010	QB2010A60WS	0.070
	QB0505A25ES	0.032		QB2010A60ES	0.042
	QB0505B25WY	0.061		QB2010B60WS	0.055
	QB0505B25ES	0.027		QB2010B60ES	0.086
0603	QB0603A25WY	0.035	2525	QB2525A60WS	0.156
	QB0603A25ES	0.007		QB2525A60ES	0.114
	QB0603B25WY	0.029		QB2525B60WS	0.122
	QB0603B25ES	0.007		QB2525B60ES	0.075
0805	QB0805A40WY	0.081	3725	QB3725A60WS	0.105
	QB0805A40ES	0.018		QB3725A60ES	0.076
	QB0805B40WY	0.055		QB3725B60WS	0.080
	QB0805B40ES	0.015		QB3725B60ES	0.058
1005	QB1005A40WY	0.046	3737	QB3737A60WS	0.164
	QB1005A40ES	0.008		QB3737A60ES	0.130
	QB1005B40WY	0.038		QB3737B60WS	0.126
	QB1005B40ES	0.007		QB3737B60ES	0.099

ATC Part Number Code



The above part number refers to a Q-Bridge, (EIA case size 0603), Aluminum Nitride (AlN) substrate, Thickness 25 mils., Style W, Y Termination (Silver Platinum Non-Magnetic Termination), with Tape and Reel Packaging.

ATC accepts orders for our parts using designations *with* or *without* the "ATC" prefix. Both methods of defining the part number are equivalent, i.e., part numbers referenced with the "ATC" prefix are interchangeable to parts referenced without the "ATC" prefix. Customers are free to use either in specifying or procuring parts from American Technical Ceramics.

For additional information and catalogs contact your ATC representative or call direct at +1-631-622-4700.

Consult factory for additional performance data.

Sales of ATC products are subject to the terms and conditions contained in American Technical Ceramics Corp. Terms and Conditions of Sale (ATC document #001-992). Copies of these terms and conditions will be provided upon request. They may also be viewed on ATC's website at www.atceramics.com/productfinder/default.asp. Click on the link for Terms and Conditions of Sale.

ATC has made every effort to have this information as accurate as possible. However, no responsibility is assumed by ATC for its use, nor for any infringements of rights of third parties which may result from its use. ATC reserves the right to revise the content or modify its product line without prior notice.

© 2015 American Technical Ceramics Corp. All Rights Reserved.

ATC # 001-1143, Rev. I, 4/20

