

Industrial 2-Port 100/1000X SFP to 2-Port 10/100/1000T 802.3bt PoE++ Media Converter



PLANET IGUP-2205AT Industrial Gigabit Media Converter combines Ethernet media conversion (from 1000BASE-X to 10/100/1000BASE-T) with **802.3bt Power over Ethernet Plus Plus (PoE++)** injector function to deliver both ports up to 190 watts of power output and high data transmission speed to PDs (powered devices) installed in a remote area where sufficient and reliable power input is required. Its 1000BASE-X fiber optic uplink port provides long distance, high speed and stable data transmission to a remote core network. The special and convenient power system of the IGUP-2205AT supports dual **12~56V DC** power inputs for power redundancy and operational flexibility.

Being able to operate under the temperature ranging from **-40 to 75 degrees C** and with an **IP30** rugged case, the IGUP-2205AT can be placed in almost any difficult environment.



Fiber-optic Link Capability Extends the Range of Network Deployment

The maximum distance between a PoE PSE (power sourcing equipment) and PD via Ethernet cable is 100 meters. To extend the PoE deployment range, the IGUP-2205AT is integrated with fiber interface for farther distance applications. The IGUP-2205AT's fiber connector type is as follows:

- Two SFP slots supporting 100BASE-FX/1000BASE-X multi/single mode SFP module and transmission distance up to 120km (Varying on SFP module)

With the long fiber distance support, the IGUP-2205AT still sustains the transmission performance as high as 1000Mbps. It works in the high-performance

Physical Port

- 2-port 10/100/1000BASE-T RJ45 with **IEEE 802.3bt PoE** Injector function
- 2 SFP slots, supporting 1000BASE-X and 100BASE-FX transceiver dual mode

Power over Ethernet

- Complies with IEEE 802.3af/at/bt PoE Plus end-span PSE
- 2 IEEE 802.3af/at/bt devices powered
- Supports PoE power up to 95 watts for each PoE port
- Provides DC 54V power over RJ45 Ethernet cable to PD with Ethernet port
- Auto detects IEEE 802.3bt equipment and protects devices from being damaged by incorrect installation
- Remote power feeding up to 100m
- IEEE 802.3af/at/bt splitter devices compatible

Layer 2 Features

- Supports auto-negotiation and 10/100Mbps half / full duplex and 1000Mbps full duplex mode on RJ45 port
- Prevents packet loss with back pressure (half-duplex) and IEEE 802.3x pause frame flow control (full-duplex)

Hardware

- LED Indicators
 - **System:** Power 1, Power 2, Fault and PoE usage
 - **Fiber port:** LNK/ACT
 - **10/100/1000BASE-T port:** LNK/ACT, PoE-in-use
- DIP switch: Standard/Legacy mode selection

Industrial Case and Installation

- IP30 metal case
- DIN-rail and wall-mount designs
- 12 ~ 56V DC redundant power with reverse polarity protection and connective removable terminal block for master and slave power
- Supports 6000 VDC Ethernet ESD protection
- -40 to 75 degrees C operating temperature

Store and Forward mechanism, and also can prevent packet loss with IEEE 802.3x flow control. Furthermore, it can immediately alarm the administrators the issue from the link media and provide efficient solution to monitor the network power usage.

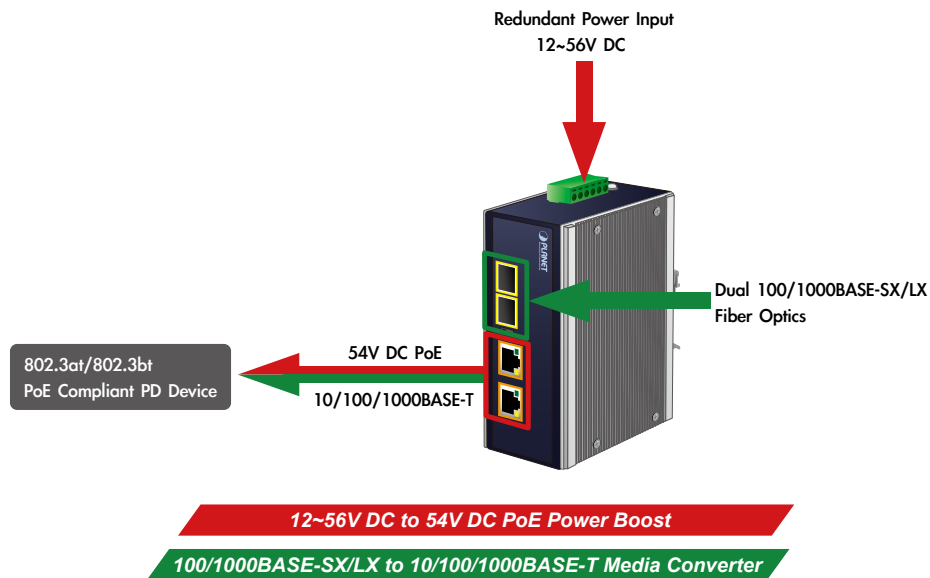
Plug and Play High Power Sourcing Solution

Complying with the **IEEE 802.3bt Power over Ethernet Plus** technology, the IGUP-2205AT provides up to **95 watts** of PoE output power, tripling that of the earlier 802.3at. Through, the **Legacy** function in the DIP switch design, it is also backward compatible with **802.3af/at PoE** standards to allow users to flexibly deploy standard and high powered devices simultaneously with no need of software configuration. With data and Power over Ethernet from one unit, the IGUP-2205AT can reduce cable deployment and eliminate the need for dedicated electrical outlets on the wall, ceiling or any unreachable place.



Convenient and Reliable Power System

To facilitate the 802.3bt power PoE++ usage with the commonly-used **12~48V DC** power input for transportation and industrial-level applications, the IGUP-2205AT adopts the **12~48V DC to 56V** power boost technology to solve power source issue but does not require special power supplies. Its wide-ranging voltages design is suitable for worldwide operability with high availability applications requiring dual or backup power inputs.



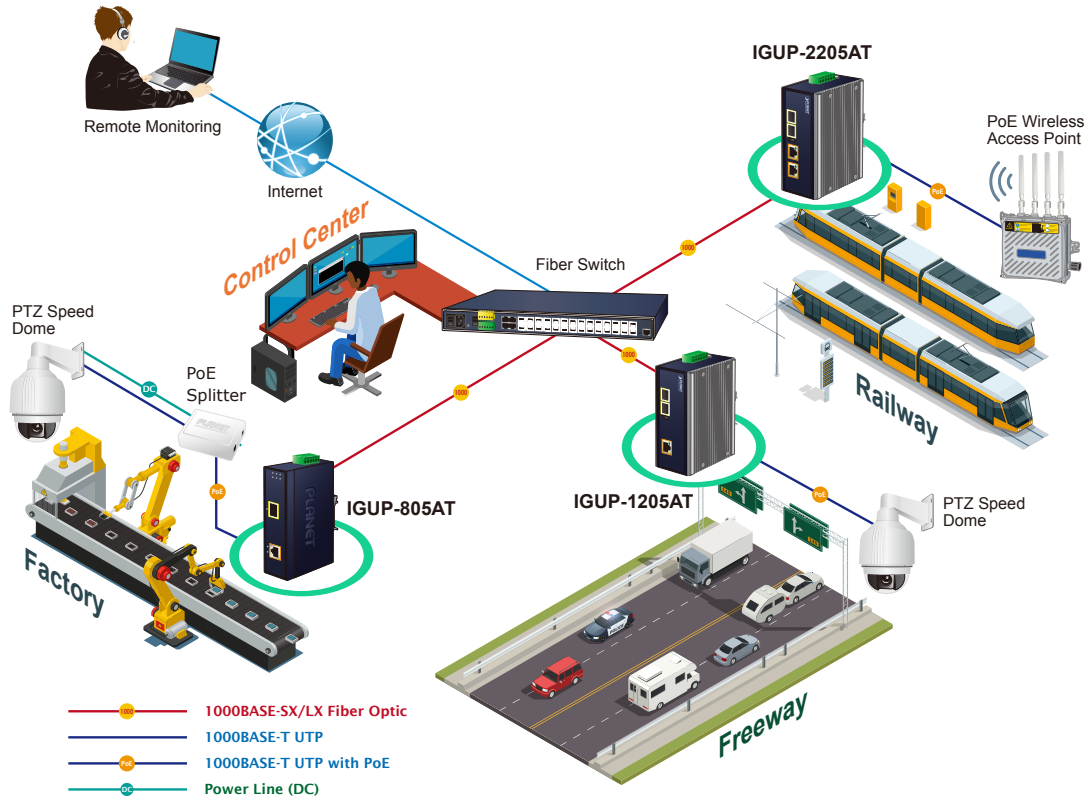
Environmentally Hardened Design for Industrial PoE Networks

The IGUP-2205AT is specifically designed with durable components and strong housing case to operate reliably in electrically harsh and climatically demanding environments like plant floors or curbside traffic control cabinets. The IGUP-2205AT is packaged in a compact, IP30 rugged case that allows either DIN-rail or wall mounting to have the efficient use of cabinet space. With IP30 rugged case protection and PoE design, the IGUP-2205AT is ideal for service providers, campuses and public areas to deploy PoE wireless access points, IP cameras or IP phones in any places easily and efficiently with cost-effectiveness. It can also operate in wide temperature range of -40 to 75 degrees C, so it can be placed in almost any location.

Applications

Flexible and User-friendly PoE Deployment with Gigabit SFP Fiber Extension

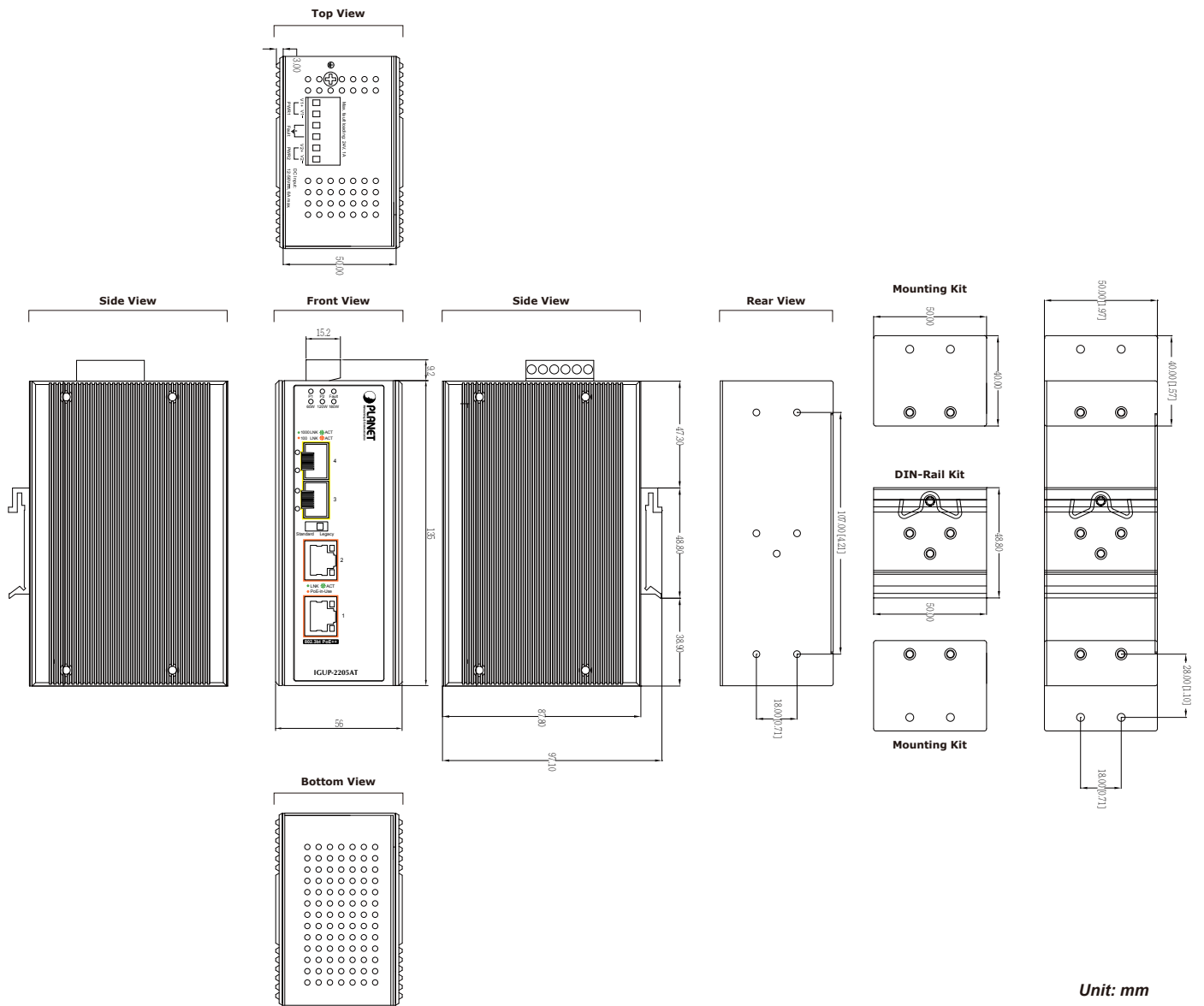
For the places difficult to find the power outlet, the IGUP-2205AT provides the easiest way to power network equipment such as PTZ (Pan, Tilt & Zoom) IP cameras, speed dome IP cameras, color touch-screen VoIP telephones, multi-channel (IEEE 802.11a/b/g/n/ac) wireless LAN access points and other network devices that need higher power to function normally. For instance, users can flexibly install security IP camera, wireless access point and other IEEE 802.3af/at/bt compliant network equipment in the public areas such as stations, freeways, airports and campuses for surveillance and wireless roaming needs.



Specifications

| | |
|------------------------------------|---|
| Model | IGUP-2205AT |
| Hardware Specifications | |
| Copper Port | 2 x 10/100/1000BASE-T |
| SFP Slot | 2 x 1000BASE-SX/LX/BX SFP interface Compatible with 100BASE-FX SFP |
| Flow Control | Back pressure for half duplex mode IEEE 802.3x pause frame for full duplex mode |
| Maximum Frame Size | 9K |
| LED Indicators | System: Power 1 (Green), Power 2 (Green), Fault Alarm (Red) PoE Usage: (Amber) Fiber: 100BASE-X: LNK/ACT (Amber) 1000BASE-X: LINK/ACT (Green) TP: 10/100/1000BASE-T: LNK/ACT (Green) PoE: PoE-in-Use (Amber) |
| Dimensions (W x D x H) | 55 x 85 x 135 mm |
| Weight | 665 g |
| Power Requirements | DC 12~56V, supports reverse polarity protection |
| Power Consumption | System ON without loading DC 12V: 4.56W DC 48V: 5.28W Full loading with PoE DC 12V: 67.44W DC 48V: 205W |
| DIP Switch | Standard/Legacy mode |
| Enclosure | IP30 metal case |
| Installation | DIN-rail kit and wall-mount ear |
| ESD Protection | 6KV DC |
| Cables | 10/100/1000BASE-T: 2-pair UTP Cat. 3, 4, 5, 5e, 6 (maximum 100 meters) EIA/TIA-568 100-ohm STP (maximum 100 meters) 100BASE-FX/1000BASE-SX/LX: Multi-mode: 50/125µm or 62.5/125µm optical fiber Single-mode: 9/125µm optical fiber |
| Power Over Ethernet | |
| PoE Standard | IEEE 802.3bt Power over Ethernet Plus Plus Type 4 |
| PoE Power Output | Standard (BT) mode: 90W Legacy (PoH) mode: 95W |
| PoE Power Supply Type | End-span + Mid-span |
| Power Pin Assignment | Pair 1 End-span: 1/2 (-), 3/6 (+) Pair 2 Mid-span: 4/5 (+), 7/8 (-) |
| PoE Power Budget | 190 watts |
| Standards Conformance | |
| Regulatory Compliance | FCC Part 15 Class A, CE |
| Protocols and Standards Compliance | IEEE 802.3 Ethernet IEEE 802.3u Fast Ethernet IEEE 802.3ab Gigabit Ethernet IEEE 802.3z Gigabit Ethernet over Fiber Optic IEEE 802.3x Flow Control IEEE 802.3af Power over Ethernet IEEE 802.3at Power over Ethernet Plus IEEE 802.3bt Power over Ethernet Plus Plus IEEE 802.3az Energy Efficient Ethernet (EEE) |
| Stability Testing | IEC60068-2-32 (free fall) IEC60068-2-27 (shock) IEC60068-2-6 (vibration) |
| Standards Compliance | |
| Temperature | Operating: -40~75 degrees C Storage: -40~85 degrees C |
| Humidity | Operating: 5~90% (non-condensing) Storage: 5~90% (non-condensing) |

IGUP-2205AT Multi View Drawing



Ordering Information

IGUP-2205AT

Industrial 2-Port 100/1000X SFP to 2-Port 10/100/1000T 802.3bt PoE++ Media Converter

Related Products

| | |
|------------------------|--|
| IGUP-1205AT | Industrial 2-Port 100/1000X SFP to 1-Port 10/100/1000T 802.3bt PoE++ Media Converter |
| IGTP-815AT | Industrial Compact 100/1000BASE-X to 10/100/1000BASE-T 802.at PoE+ Media Converter |
| IGTP-805AT | 100/1000BASE-X to 10/100/1000BASE-T 802.3at PoE+ Industrial Media Converter (mini-GBIC, SFP) |
| IGTP-802T | 1000BASE-SX to 10/100/1000BASE-T 802.3at PoE+ Industrial Media Converter (SC,MM) -- 550m |
| IGTP-802TS | 1000BASE-LX to 10/100/1000BASE-T 802.3at PoE+ Industrial Media Converter (SC,SM) -- 10km |
| GTP-805A | 100/1000BASE-X to 10/100/1000BASE-T 802.3at PoE Media Converter (mini-GBIC, SFP) |
| MGB-Series Transceiver | 1000BASE-SX/LX SFP Transceiver |
| MFB Series Transceiver | 100BASE-FX SFP Transceiver |
| ICA-E6260 | 2 Mega-pixel PoE Plus Speed Dome IP Camera with Extended Support |
| ICA-E6265 | 2 Mega-pixel IR PoE Plus Speed Dome IP Camera with Extended Support |
| ICA-HM620 | 2 Mega-pixel PoE Plus Speed Dome Internet Camera |
| IPOE-171-60W | Industrial Single-Port 10/100/1000Mbps 802.3bt PoE++ Injector |
| IPOE-E172 | Industrial 1-Port Ultra PoE to 2-Port 802.3bt/at Gigabit PoE Extender |
| WDAP-1750AC | 1750Mbps 802.11ac Dual Band Wall-mount Enterprise Wireless Access Point |
| WDAP-802AC | 1200Mbps Dual Band 802.11ac Outdoor Wireless AP |
| WAP-552N | 5GHz 802.11a/n 300Mbps Outdoor Wireless AP |
| WAP-252N | 2.4GHz 802.11n 300Mbps Outdoor Wireless AP |
| ICF-1800 | HD Touch Screen Android Multimedia Conferencing Phone |

SFP Gigabit Modules are available for the IGUP-1205AT

Gigabit Ethernet Transceiver (1000BASE-X SFP)

| Model | Speed (Mbps) | Connector Interface | Fiber Mode | Distance | Wavelength (nm) | Operating Temp. |
|----------|--------------|---------------------|-------------|----------|-----------------|--------------------|
| MGB-GT | 1000 | Copper | -- | 100m | -- | 0 ~ 60 degrees C |
| MGB-SX | 1000 | LC | Multi Mode | 550m | 850nm | 0 ~ 60 degrees C |
| MGB-SX2 | 1000 | LC | Multi Mode | 2km | 1310nm | 0 ~ 60 degrees C |
| MGB-LX | 1000 | LC | Single Mode | 20km | 1310nm | 0 ~ 60 degrees C |
| MGB-L40 | 1000 | LC | Single Mode | 40km | 1310nm | 0 ~ 60 degrees C |
| MGB-L80 | 1000 | LC | Single Mode | 80km | 1550nm | 0 ~ 60 degrees C |
| MGB-L120 | 1000 | LC | Single Mode | 120km | 1550nm | 0 ~ 60 degrees C |
| MGB-TSX | 1000 | LC | Multi Mode | 550m | 850nm | -40 ~ 75 degrees C |
| MGB-TSX2 | 1000 | LC | Multi Mode | 2km | 1310nm | -40 ~ 75 degrees C |
| MGB-TLX | 1000 | LC | Single Mode | 20km | 1310nm | -40 ~ 75 degrees C |
| MGB-TL40 | 1000 | LC | Single Mode | 40km | 1310nm | -40 ~ 75 degrees C |
| MGB-TL80 | 1000 | LC | Single Mode | 80km | 1550nm | -40 ~ 75 degrees C |

Gigabit Ethernet Transceiver (1000BASE-BX, Single Fiber Bi-directional SFP)

| Model | Speed (Mbps) | Connector Interface | Fiber Mode | Distance | Wavelength (TX) | Wavelength (RX) | Operating Temp. |
|------------------------|--------------|---------------------|-------------|----------|------------------|------------------|--------------------|
| MGB-LA10 MGB-LB10 | 1000 | WDM (LC) | Single Mode | 10km | 1310nm 1550nm | 1550nm 1310nm | 0 ~ 60 degrees C |
| MGB-LA20 MGB-LB20 | 1000 | WDM (LC) | Single Mode | 20km | 1310nm 1550nm | 1550nm 1310nm | 0 ~ 60 degrees C |
| MGB-LA40 MGB-LB40 | 1000 | WDM (LC) | Single Mode | 40km | 1310nm 1550nm | 1550nm 1310nm | 0 ~ 60 degrees C |
| MGB-LA80 MGB-LB80 | 1000 | WDM (LC) | Single Mode | 80km | 1310nm 1550nm | 1550nm 1310nm | 0 ~ 60 degrees C |
| MGB-TLA10 MGB-TLB10 | 1000 | WDM (LC) | Single Mode | 10km | 1310nm 1550nm | 1550nm 1310nm | -40 ~ 75 degrees C |
| MGB-TLA20 MGB-TLB20 | 1000 | WDM (LC) | Single Mode | 20km | 1310nm 1550nm | 1550nm 1310nm | -40 ~ 75 degrees C |
| MGB-TLA40 MGB-TLB40 | 1000 | WDM (LC) | Single Mode | 40km | 1310nm 1550nm | 1550nm 1310nm | -40 ~ 75 degrees C |
| MGB-TLA80 MGB-TLB80 | 1000 | WDM (LC) | Single Mode | 80km | 1310nm 1550nm | 1550nm 1310nm | -40 ~ 75 degrees C |

Fast Ethernet Transceiver (100BASE-X SFP)

| Model | Speed (Mbps) | Connector Interface | Fiber Mode | Distance | Wavelength (nm) | Operating Temp. |
|----------|--------------|---------------------|-------------|----------|-----------------|--------------------|
| MFB-FX | 100 | LC | Multi Mode | 2km | 1310nm | 0 ~ 60 degrees C |
| MFB-F20 | 100 | LC | Single Mode | 20km | 1310nm | 0 ~ 60 degrees C |
| MFB-F40 | 100 | LC | Single Mode | 40km | 1310nm | 0 ~ 60 degrees C |
| MFB-F60 | 100 | LC | Single Mode | 60km | 1310nm | 0 ~ 60 degrees C |
| MFB-F120 | 100 | LC | Single Mode | 120km | 1310nm | 0 ~ 60 degrees C |
| MFB-TFX | 100 | LC | Multi Mode | 2km | 1310nm | -40 ~ 75 degrees C |
| MFB-TF20 | 100 | LC | Single Mode | 20km | 1310nm | -40 ~ 75 degrees C |

Fast Ethernet Transceiver (100BASE-BX, Single Fiber Bi-directional SFP)

| Model | Speed (Mbps) | Connector Interface | Fiber Mode | Distance | Wavelength (TX) | Wavelength (RX) | Operating Temp. |
|------------------------|--------------|---------------------|-------------|----------|------------------|------------------|--------------------|
| MFB-FA20 MFB-FB20 | 100 | WDM(LC) | Single Mode | 20km | 1310nm 1550nm | 1550nm 1310nm | 0 ~ 60 degrees C |
| MFB-TFA20 MFB-TFB20 | 100 | WDM(LC) | Single Mode | 20km | 1310nm 1550nm | 1550nm 1310nm | -40 ~ 75 degrees C |
| MFB-TFA40 MFB-TFB40 | 100 | WDM(LC) | Single Mode | 40km | 1310nm 1550nm | 1550nm 1310nm | -40 ~ 75 degrees C |