

Part Number: **LR6XWA**

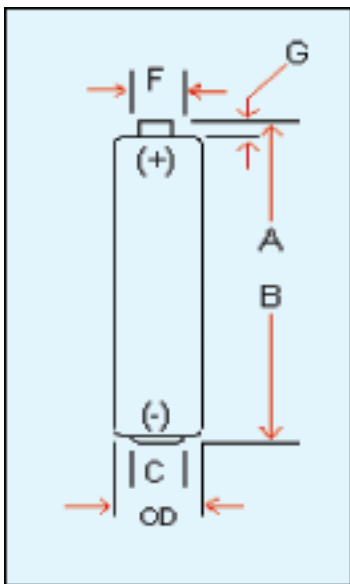
(Replaces Panasonic part number AM-3PI)

Alkaline-Zinc/Manganese Dioxide



Industry Standard Dimensions mm (inches)

Dimensions Comply with ANSI and IEC Standards



| Dimensions | Millimeters | Inches |
|------------|-------------|--------|
| A Max | 50.5 | 1.988 |
| B Min | 49.5 | 1.949 |
| C Min | 7.0 | 0.276 |
| F Max | 5.5 | 0.217 |
| G Min | 1.0 | 0.039 |
| OD Max | 14.5 | 0.571 |
| OD Min | 13.5 | 0.531 |


Specifications

| | |
|-------------------------------------|--|
| Chemical System: | Alkaline-Zinc/Manganese Dioxide (Zn/MnO ₂) |
| Designation: | ANSI-15A, IEC-LR6 |
| Nominal Voltage: | 1.5V |
| Operating Temperature Range: | -20°C to 54°C (-4°F to 130°F) |
| Typical Weight: | 23 grams (0.8 oz.) |
| Typical Volume: | 8.1 cm ³ (0.5 in. ³) |
| Terminals: | Cap and base |
| Shelf Life: | 7 years (80% Capacity) |
| Heavy Metals Content: | No added Mercury, Cadmium or Lead |

Batteries for every application and industry including:

- Medical
- Hotel/Motel/Restaurant
- Transportation
- Communications
- Government/Municipality
- HVAC
- Contractors
- Janitorial/Sanitation
- Power Plants
- Manufacturing
- Military/Defense
- Security

Important Notice: This data sheet contains typical information specific to products manufactured at the time of its publication.

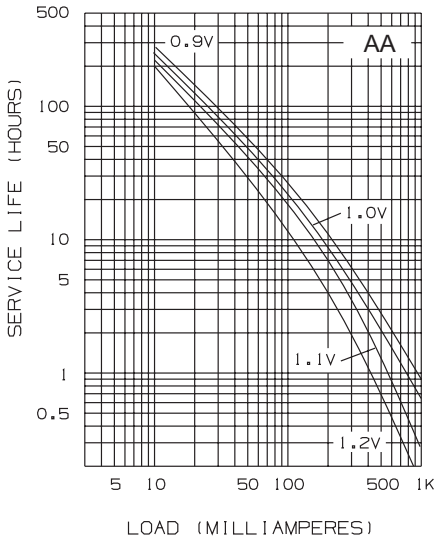


Photos represent typical industrial applications but may or may not match the battery size on this data sheet.

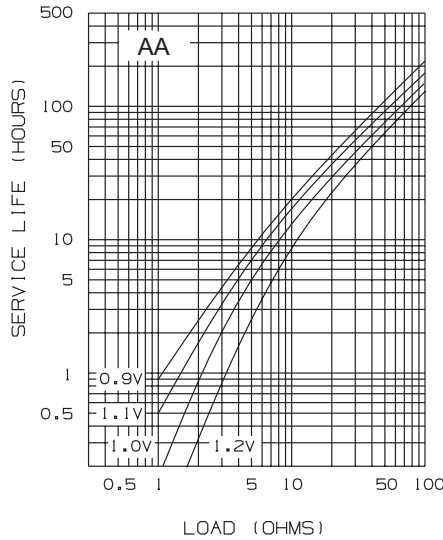
Part Number: LR6XWA (Replaces Panasonic part number AM-3PI)

Alkaline-Zinc/Manganese Dioxide

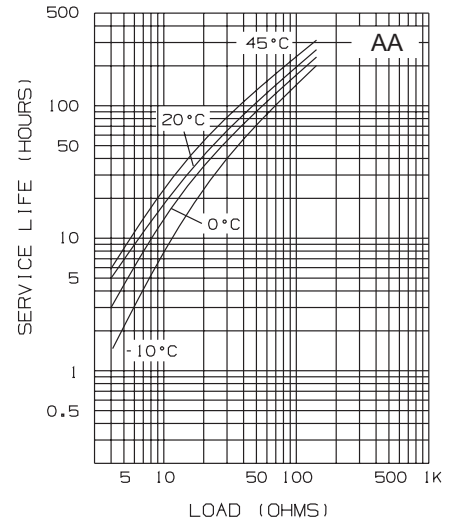
Typical Discharge Characteristics with Constant Current at 20°C



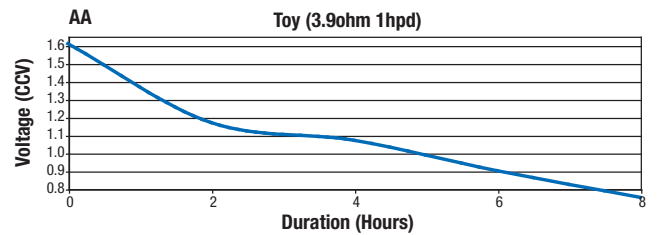
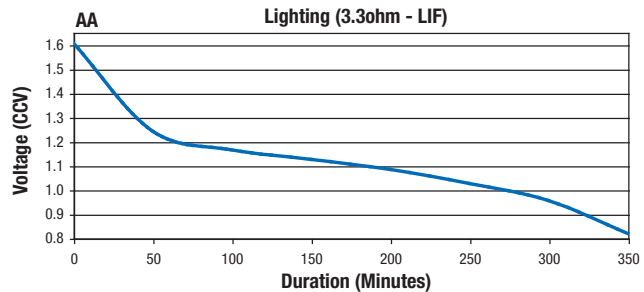
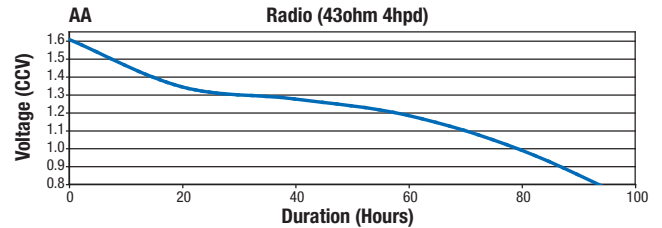
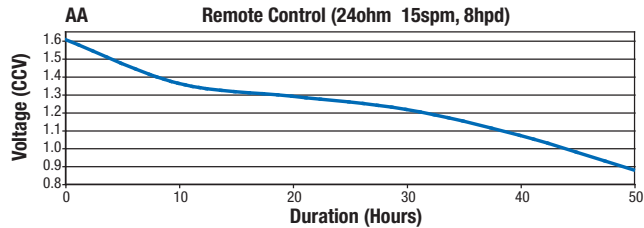
Typical Discharge Characteristics with Constant Resistance at 20°C



Typical Temperature Characteristics 0.9 Volts Cutoff Voltage



IEC/ANSI Standard Tests @ 20°C



This information is generally typical and is not intended to make or imply any representation, guarantee or warranty with respect to any cells and batteries. Cell and battery designs/specifications are subject to modification without notice. Cell/battery performance and service life depends on the operating temperature, cut-off voltage and load applied to cell/battery in a specific application. It is the responsibility of each user to ensure that each cell/battery application is adequately designed safe and compatible with all conditions encountered during use and in conformance with existing standards and requirements. Contact Panasonic for the latest information.

©2009 Panasonic Energy Corporation of America. All rights reserved. All reproductions prohibited without proper authorization. Characteristics and specifications subject to change without prior notification.

Panasonic

ideas for life