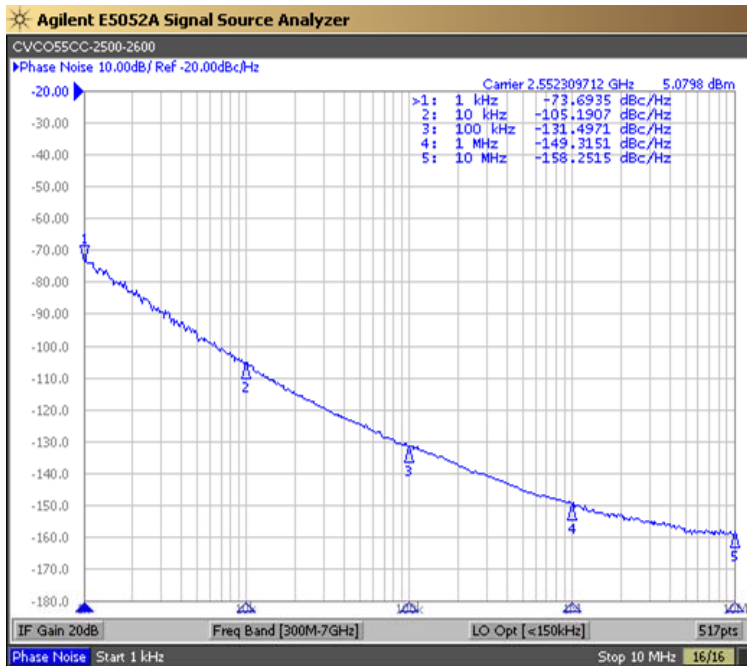


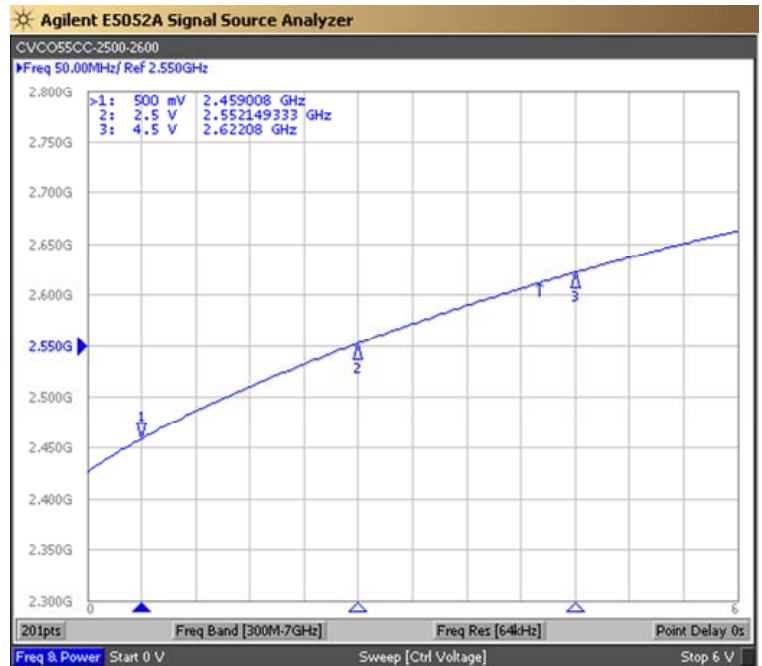


PERFORMANCE SPECIFICATION	MIN	TYP	MAX	UNITS
Lower Frequency:			2500	MHz
Upper Frequency:	2600			MHz
Tuning Voltage:	0.5		4.5	VDC
Supply Voltage:	4.75	5.0	5.25	VDC
Output Power:	0	+3.0	+6.0	dBm
Supply Current:			35	mA
Harmonic Suppression (2 nd Harmonic):		-20		dBc
Pushing:		0.5	1.0	MHz/V
Pulling, all Phases:		0.5	1.0	MHz pk-pk
Tuning Sensitivity:		32		MHz/V
Phase Noise @ 10kHz offset:		-107	-101	dBc/Hz
Phase Noise @ 100kHz offset:		-131	-127	dBc/Hz
Load Impedance:		50		Ω
Input Capacitance:			15	pF
Operating Temperature Range:	-40		+85	$^{\circ}\text{C}$
Storage Temperature Range:	-45		+90	$^{\circ}\text{C}$

Phase Noise (1 Hz BW, Typical)



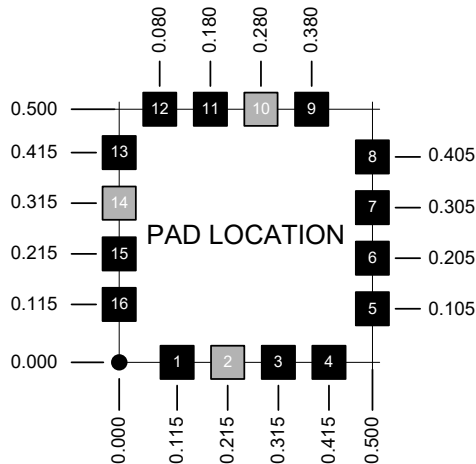
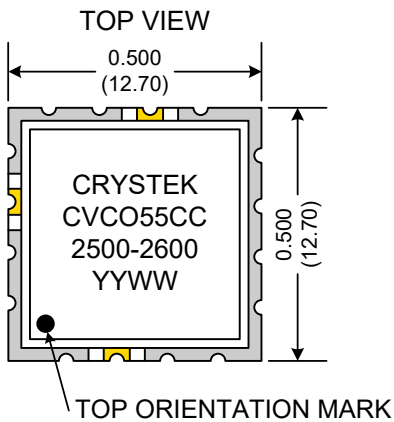
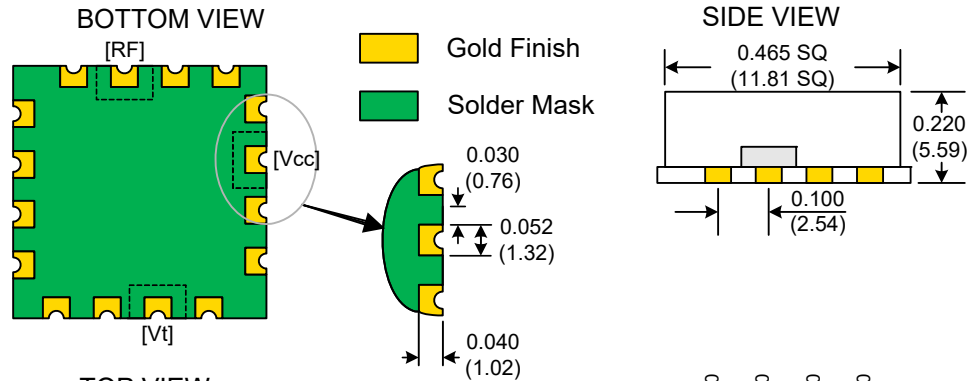
Tuning Curve (Typical)



Product Control:

Crystek Part Number:	CVCO55CC-2500-2600	Release Date:	01-Dec-2016
Revision Level:	F	Responsible:	C. Vales

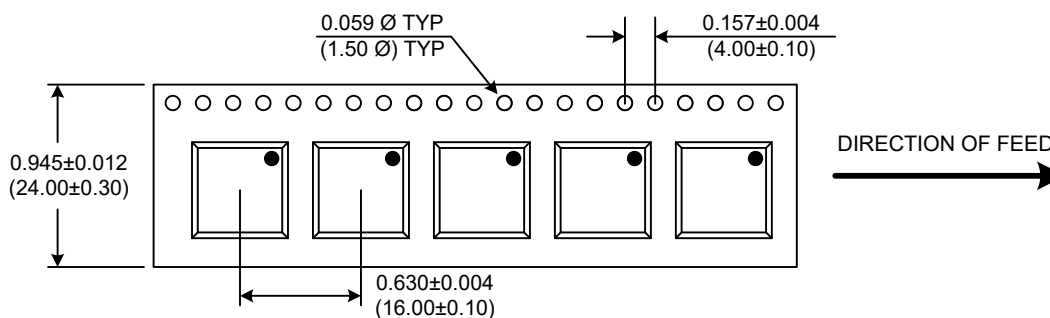




Pad	Connection
2	Vt
10	RF-OUTPUT
14	Vcc
Others	GROUND

- Unless otherwise specified, Dimensions are in: $\frac{IN}{(mm)}$
- Pad Location Dimensions are in: Inches

TAPE AND REEL



Drawing not to scale

Product Control:

Crystek Part Number:	CVCO55CC-2500-2600	Release Date:	01-Dec-2016
Revision Level:	F	Responsible:	C. Vales