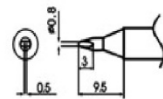


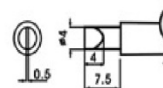
## WQ/LF-SERIES SOLDERING IRON TIPS

### Bevel Type

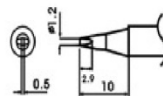
08D



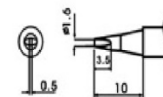
4D



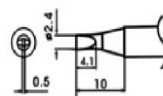
12D



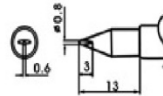
16D



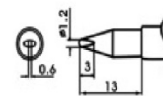
24D



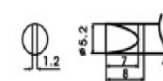
08LD



12LD

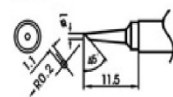


52D

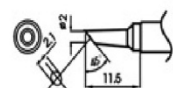


### Chisel Type

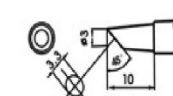
18C  
18CF\*



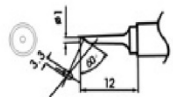
28C  
28CF\*



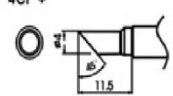
38C



1C

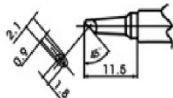


4C  
4CF\*

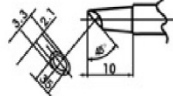


### Flow Type

28CM

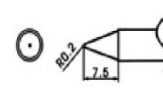


38CM

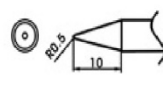


### Conical Type

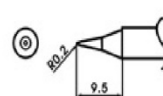
B



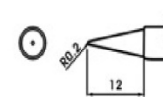
2B



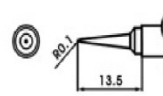
I



LB

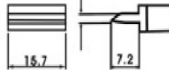


LI

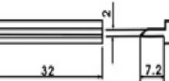


### Tunnel Type

1401

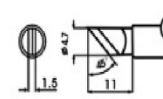


1404

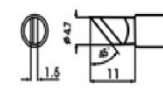


### Blade Type

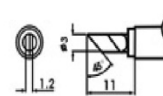
K



KL

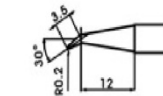


KU



### Sharp-Bent Type

02J



\* These tips are tinned on the soldering surface only.

