


HE3600

Miniature Single In-line Reed Relay



Description

The HE3600 is a miniature reed relay in a SIL package with a normally open contacts capable of switching up to 200Vdc at 10W. It is available with 5V, 12V, and 24V coils and has external magnetic shield and diode suppressed coil options.

Features & Benefits

- Sub-miniature size and single in line configuration allows very high packing densities, minimizing space and cost
- Transfer molded package gives maximum component protection
- Lower power coil consumption than competing electromechanical devices
- Hermetically sealed switching contact is immune to the effects of its environment
- Miniature single in-line package
- Optional coil suppression diode to protect coil drive circuits
- Normally open contact version
- RoHS Compliant
- External magnetic shield option
- Diode suppression option
- UL Recognized to UL 508 as an Industrial Control Switch

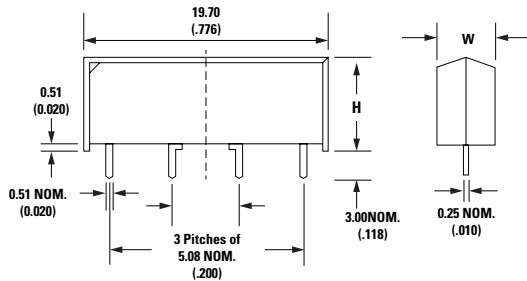
Agency Approvals

Agency	Agency File Number
	E47258

Note: Not all parts are UL Recognized. Contact Littelfuse for specific parts and agency approval ratings.

Dimensions Dimensions in mm (inch)

Relay Type	Body Type	L	W	H
HE3600	Transfer Molded	19.05 (.750)	5.08 (.200)	7.45 (.293)
	External Shield	19.70 (.776)	5.65 (.222)	7.87 (.310)



Applications

- Security Systems
- Telecom Equipment
- Process Control Systems
- Automatic Test Equipment
- Instrumentation

HE3600

Miniature Single In-line Reed Relay

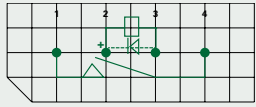
Table 2
Electrical and Operating Characteristics @ 25°C

Characteristics			Contact Type
			Form A SPST-NO Standard
			Relay Type
			HE3621A
Contact Rating ¹	Power, Switching	Watt - Max.	10
	Voltage, Switching ²	Vdc - Max.	200
		Vac - Max.	140
	Current, Switching ³	Adc - Max.	0.5
Aac - Max.		0.35	
Voltage Hold-off ⁴	Across Open Contacts	Vdc - Min.	250
		Vac - Min.	1500
	Contacts to Coil	Vac - Min.	1500
		Between Isolated Terminals	Vac - Min.
Resistance	Contact, Initial	Ω Max.	0.150
	Insulation Across Open Contacts	Ω Min.	10 ¹⁰
		Insulation Between Isolated Terminals	Ω Min.
Timing	Operate Time	ms - Max.	1.0
	Release Time	ms - Max.	1.0
Environmental	Temperature, Operating	°C	-40 to +85
	Temperature, Storage ⁵	°C	-40 to +105
	Vibration Resistance	G - Max. 10-2000 Hz.	20
	Shock Resistance	G - Max. 11 ms ½ sine	50

Notes:

- Contact rating - Product of the switching voltage and current should never exceed the wattage rating. Contact Littelfuse for additional load/lofe information.
- When switching inductive and/or capacitive loads, the effects of transient voltages and/or currents should be considered. Refer to Application Notes AN108A & AN107 for details.
- Electrical Load Life Expectancy - Contact Littelfuse with voltage current values along with type of load.
- Breakdown Voltage - Per MIL-STD-202, Method 301.
- Storage Temperature - Long time exposure at elevated temperature may degrade solderability of the leads.

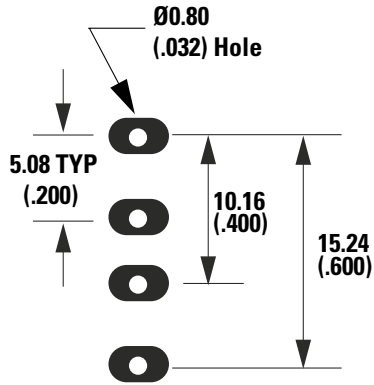
Table 3
Coil Characteristics @ 25°C

Contact Form & Type	Electrical & Operating Characteristics	Dimensions	Part Number	Nominal Coil Voltage Vdc	Coil Resistance ±10% Ohms	Must Operate Vdc	Must Release Vdc	Maximum Coil Voltage Vdc	Top View 2.54mm (0.1") Grid Dot on Case: Pin 1 Numbers not printed on case.
1A SPST-NO	See Table 2	See Table 1	HE3621A0500	5	500	3.75	0.5	14	
			HE3621A1200	12	1000	8.0	1.0	22	
			HE3621A2400	24	2150	16.0	2.0	31	

HE3600

Miniature Single In-line Reed Relay

HE3600 PCB Layout
(Bottom View)



Part Numbering System

HE3600 - X - XX - XX

Model Number
HE3621 - Standard

Contact Type
A - Form A (SPST-NO)

Standard Coil
05 - 5 Volt
12 - 12 Volt
24 - 24 Volt

General Options
00 - No Options
10 - Diode Suppressed Coil
40 - External Magnetic Shield
50 - Ext. Magnetic Shield & Diode

Note: Not all combinations of Part Number suffixes are available. Contact Littelfuse for details.

Packaging

Packaging Option	Packaging Specification	Quantity	Quantity & Packaging Code	Taping Width
Bulk	Bulk	5367/5600	N/A	N/A

Disclaimer Notice - Information furnished is believed to be accurate and reliable. However, users should independently evaluate the suitability of and test each product selected for their own applications. Littelfuse products are not designed for, and may not be used in, all applications. Read complete Disclaimer Notice at <http://www.littelfuse.com/disclaimer-electronics>.