



Fig. 2. Programming cable PRKAB 600.

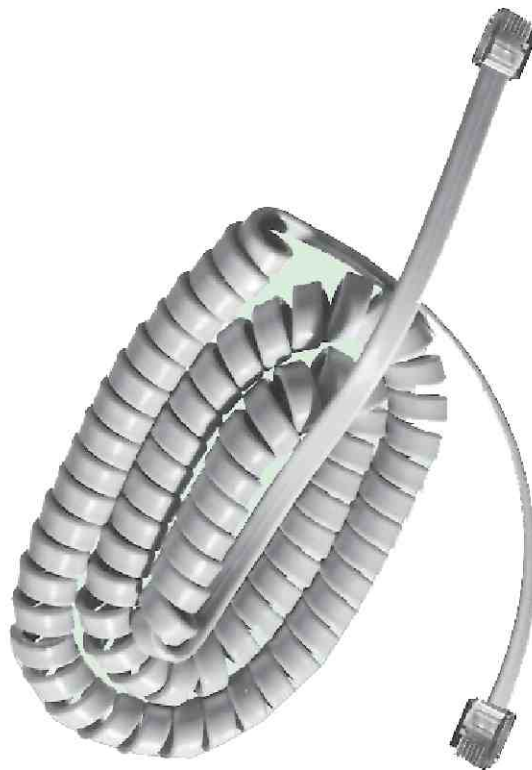


Fig. 3. Ancillary cable

Application

The programming cable PRKAB 600 serves to connect the RISH *Ducer* V604 and RISH *Ducer* TP-25k in standard transducer to a PC on which the PC software VC 600 is installed for purposes of programming the transmitter. The cable also provides the electrical insulation between the PC and the transmitter. The data are transferred in a semiduplex mode.

The standard version of the RISH *Ducer* V 604 and RISH *Ducer* TP-25k transducer can be programmed using the PRKAB 600. The power supply for the transmitter must be switched on in order to program it.

The connections between PC ↔ PRKAB 600 ↔ RISH *Ducer* V604 and RISH *Ducer* TP-25k can be seen from Fig. 1.

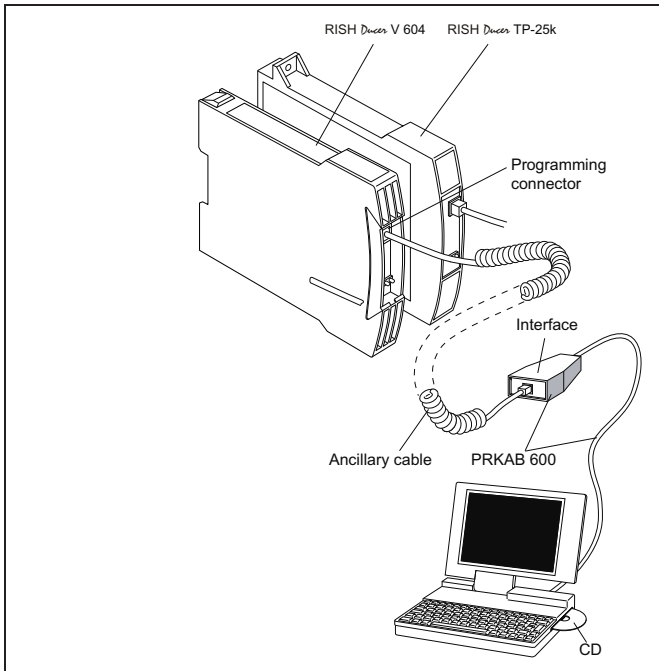


Fig. 1. Example for a connection for programming with a RISH *Ducer* V 604.

The electronic circuits convert the standard RS 232 C interface signals (± 10 V) to TTL signals of 0/5 V which can be read by RISH *Ducer* V 604 RISH *Ducer* TP-25k



Fig. 2. Programming cable PRKAB 600.

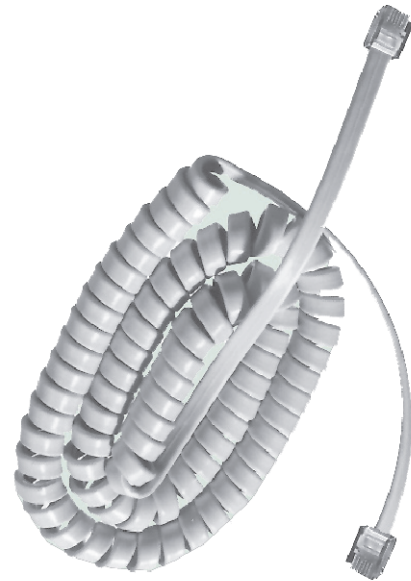


Fig. 3. Ancillary cable



Fig. 5. Configuration software VC 600 on CD.

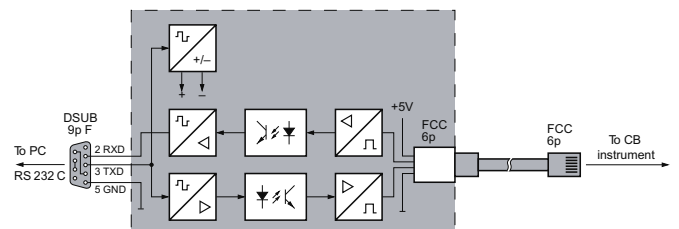


Fig. 6. Schematic diagram PRKAB 600.

Technical Data

PC interface connector

Serial interface	COM 1, 2, 3 or 4 (RS 232 C)
Sub-D connector	9 pin
Data transfer ratio	Between 1200...9600 baud, depending on PC software
Send signal level	- 5.6 V / + 5.6 V
Receive signal level	-12...3 V / + 3...12 V
Power consumption	Approx. 80 mW

Transmitter programming connector

FCC-68 socket	6/6 pin
Signal level	TTL (0/5 V)
Power consumption	Approx. 50 mW

Transmitter connecting cable

FCC-68 6/6 pin connectors at both ends uncrossed

Intrinsically safe

The PRKAB 600 programming cable is suitable for use with standard versions and explosion-proof "intrinsically safe" RISH *Ducer* V 604 and RISH *Ducer* TP-25k transducer

Electric isolation

Between the serial interface on the PC and the transmitter
Test voltage 4 kV, 50 Hz, 1 min.

Weight

Approx. 200 g

Dimensional drawing

All Dimensions are in mm

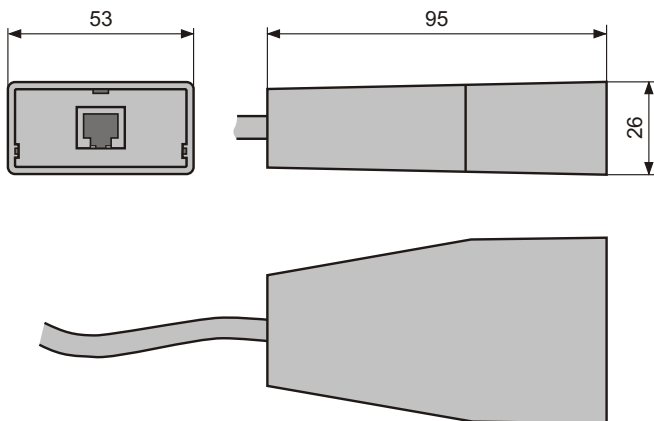
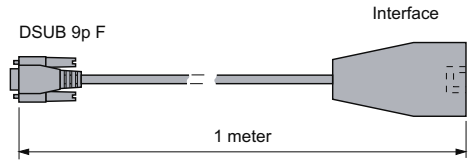
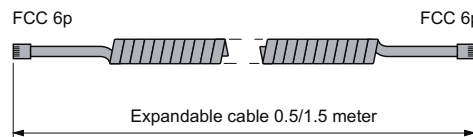


Fig. 7. Programming cable PRKAB 600..

Accessories and spare parts

Description
Configuration software on CD with all configuration programmes presently available.
Programming cable PRKAB 600 for RISH <i>Ducer</i> V604 and RISH <i>Ducer</i> TP-25k 
Ancillary cable for RISH <i>Ducer</i> V604 and RISH <i>Ducer</i> TP-25k 
Operating Instructions PRKAB 600