
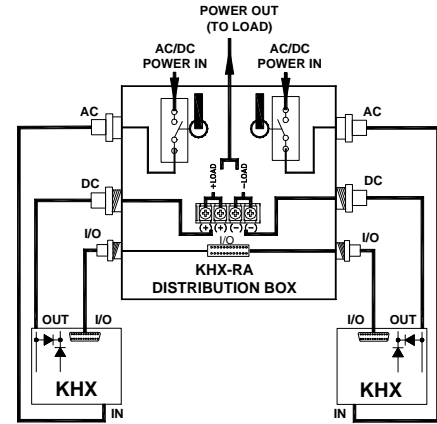


# KEPCO MISSION-CRITICAL POWER SUPPLIES FOR EXTREME ENVIRONMENTS AC - DC, DC - DC, VEHICULAR POWER



**SERIES KHX** Two KHX modules with Distribution Box



### TYPICAL APPLICATIONS

- Railroad Signaling systems
- Redundant Power for industrial control loops
- Meet frequent wash-down and sanitizing requirements
- Battery charger backup to operate rail crossings and telecommunication system
- LED Signs and Monitors
- Battery Charging
- Wireless Base Stations
- Margin Testing
- Oil and Gas Exploration/Refineries
- Off-grid Power Systems
- DC power source for outdoor, field deployed, avionic, vehicular or submersible applications

Kepeco's sealed KHX power supply modules are ideal for railroad /mass transit applications as well as harsh or unusual environments such as may be encountered in military, marine, mining and industrial applications. KHX's fault-tolerant design improves availability, eliminating single-points of failure. They are well suited to meet the frequent wash-down and sanitizing requirements of the food and beverage industry. Modular design permits KHX to mesh with other Kepeco models as part of an N+1 redundant system. Optional enhancements include distribution boxes, battery backup, status monitoring and MIL-STD-461 (all application classes). KHX are designed to provide high availability DC power for applications where safety and reliability are a must.


Kepeco power supplies run the signaling systems on America's largest mass transit systems and Kepeco's railroad battery chargers provide battery backup to operate rail crossings, signaling and telecommunication systems. These fault tolerant power systems are ideal for control rooms, access control, fare collection and WiFi hot spot applications as well as many other applications in industries where environmental concerns must be addressed.

### KHX FEATURES

- Perfect for extreme wet and hot environments.
- Outdoor rated enclosure NEMA type 3; 3R; 4; 6P or IEC IP65/66/67/68/69/69K.
- Submersible for flood prone tunnels IP68 and NEMA6P.
- Withstand high temperature (steam)/high pressure water-jets.
- Natural convection cooled. Easily adopted to air or liquid cooling.
- Hot-swappable: no system downtime for maintenance.
- Undercarriage mount of railway cars; trucks or EV subject to frequent wash-downs per IP69K, water splash or flooding.
- Wineries; food and beverage facilities, subject to daily or constant cleaning per IP69 or IP69K.
- Can be used as Sensor power supply in underground application or submersible application.
- Designed to meet ABS (American Bureau of Shipping) requirement.
- Seismic-proof design meet International/California/Alaska Building Code and seismic reflection geophysics/geological exploration needs.
- Meets MIL-STD-810, High Vibration and Shock.
- Sealed design allows use in explosion-proof applications; e.g., power to LED lighting or any equipment in zone I class 2 for chemical/industrial/ agricultural applications.
- Low brownout/AC/DC with Surge/EMI protection for power line input-sensitive or generator-run equipment, or input line redundancy for lighting applications, e.g., replacing fluorescent designs with LED designs.
- Meets EMC per EN 61000 and MIL-STD-461G (ground, Army).
- All the electrical features/characteristics of Kepeco's popular HSP/HSM
- Ethernet Control, USB, I<sup>2</sup>C are available.
- Mounting:: wall, DIN rail (or similar), pole - works in all orientations.

### INDUSTRIES

- Railroad, mass transit
- Military
- Marine Environments
- Mining
- Industrial
- Food and beverage
- ATE/ATS Equipment



[www.kepcopower.com/khx.htm](http://www.kepcopower.com/khx.htm)



Standard configuration uses hermetic sealed connectors per MIL C-5015; MIL-DTL-12520; MIL-DTL-22992; MIL-DTL-38999. Various connector interfaces, military or commercial/industrial: Pin-sleeve/IEC 60309 style for AC, multi-pin/circular style for DC and I/O. Flywire/cables with any terminations are also available as standard features.

KHX's support critical infrastructure applications that require the power supply to be installed remotely (over 600 feet) from the devices to be powered.

### KHX MODEL TABLE

MODEL	OUTPUT VOLTAGE (Volts)		OVP SETTING (Volts)	OUTPUT CURRENT (Amps)	RIPPLE (mV p-p)		NOISE (mV p-p)	EFFICIENCY (Percent)
	Nominal (Factory Set)	Adjustment Range	Factory Setpoint	50 ° C	Source max	Switching max	(Spike) 20MHz	100% Load 115V a-c
<b>1000 WATT MODELS</b>								
KHX 3.3-230	3.3	0.7-3.6	4.29	230	20	30	100	71
KHX 5-200	5	1.0-5.5	6.5	200	20	30	100	72
KHX 12-84	12	2.4-13.2	15.6	84	20	40	120	73
KHX 15-66	15	3.0-16.5	19.5	66	20	40	150	76
KHX 24-42	24	4.8-26.4	31.2	42	20	60	240	77
KHX 28-36	28	5.6-30.8	36.4	36	20	60	280	78
KHX 48-21	48	9.6-59.2	62.4	21	20	60	480	80
KHX 125-8	125	19.2-140	132	8	20	60	480	80
<b>1500 WATT MODELS</b>								
KHX 24-60	24	4.8-26.4	31.2	60	20	60	120	77
KHX 28-53	28	5.6-30.8	36.4	53	20	60	140	78
KHX 48-30	48	9.6-59.2	62.4	30	20	60	240	80
KHX 125-12	125	19.2-140	132	12	20	60	240	80

(1) Storage temperature -40°C to +85°C. Operating temperature -20°C to +75°C with 100LFM air cooling; derate 25% for still air -20°C to +32°C, derate 40% for +32°C to +52°C.

