
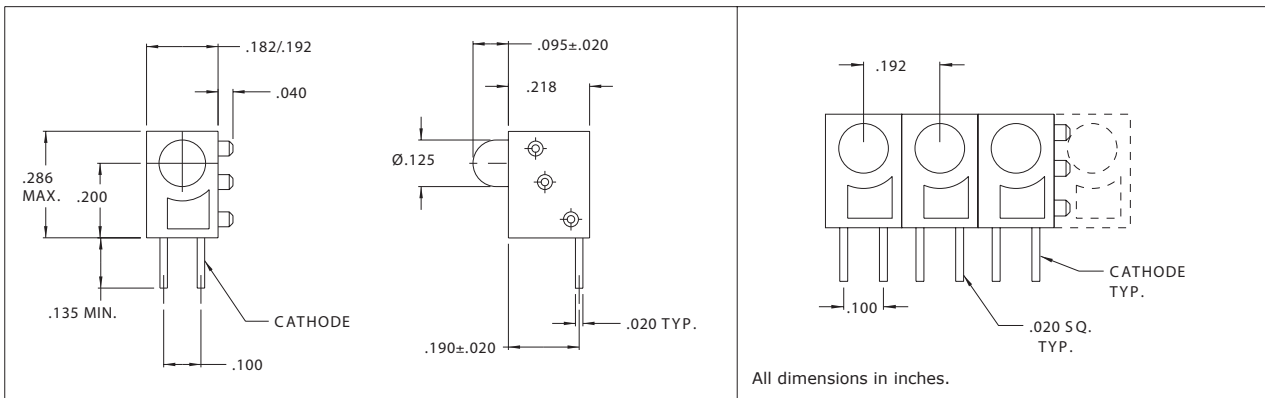




T-1 StatusPak™ Circuit Board Indicators

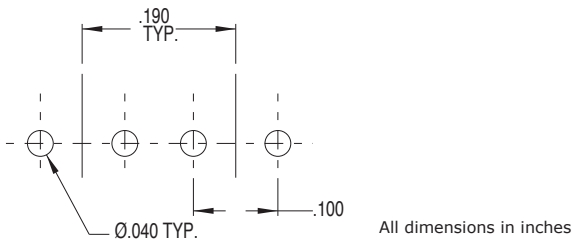


Product Dimensions



Printed Circuit Board assembly has been made faster and easier than ever before. Now you can mount from one to ten circuit board indicators, as a single unit, in one easy step. T-1 StatusPak™ is customized to your specification. You choose the number of LEDs, color sequence and position. StatusPak™ is shipped to you as a complete unit, ready for one-step PC board mounting. Unique snap-together feature allows you to add or take away StatusPak™ modules as needed without any special tooling.

Mounting Hole Pattern:



Electro-Optical Characteristics and Ratings

Part Number	Emitted Color	Lens Color	Package Type	Luminous Intensity		Forward Voltage		Viewing Angle (degrees)	Peak Wavelength (nm)
				Min. (mcd)	Typ. (mcd)	Typ. (V)	Max. (V)		
CMC01R	H.E.Red	Clear	Non-Diffused	63.0	125.0	2.0	2.4	40	624
CMC01G	H.E.Green	Clear	Non-Diffused	24.0	60.0	2.2	2.4	30	565
CMW01R	H.E.Red	Red	Diffused	6.3	-	2.0	2.5	45	635
CMW01Y	Yellow	Yellow	Diffused	3.2	12.5	2.1	2.5	120	590
CMW01G	H.E.Green	Green	Diffused	3.2	12.5	2.2	2.5	120	565

Ordering Data

How to order a Multi Position Assembly

1. Determine the color combination you require:

R=H.E. Red

G=H.E. Green

Y*=Yellow

*Only for CMW

2. Determine the number of positions you require including any open spaces.

(VCC does not recommend assemblies of more than ten positions)

Example:

C	M	W	-	0	5	-	R	Y	G	G	Y
Lens Type				# of Positions			LED Sequence				

Compliance and Approvals

