

FEATURES

- ▶ Display hold function standard
- ▶ 3½ digits with 0.56" RED or GREEN LED
- ▶ Window mount with optional bezel
- ▶ User-selectable decimal points
- ▶ Optional NEMA case (see DK610 for details)

SPECIFICATIONS

DISPLAY

Digits: 3 ½ (±1999 count)
 Type: 7- segment LED (red or green)
 Digit Height: .56 in (14.2 mm)
 Polarity Indication: automatic "-" for neg input
 Decimal Point: 3 position selectable
 Overrange: three lower order digits blank for inputs >1999 & < -1999

SIGNAL INPUTS

Configuration: bipolar, differential
 Full-Scale Input: ±200 mV, ±2 V, ±20 V
 Input Offset Adjustment: auto zero
 Input Impedance: >100 MΩ (±200 mV), -1 MΩ (other ranges)
 Common Mode Range: ±1 VDC
 Common Mode Rejection: >86 dB
 Protection: ±350 VDC (±100 VDC for 200 mV range)
 Input Bias Current: 1 pA typical, 100 pA max
 Control Inputs: decimal point select, hold, span adjust trimpot

PERFORMANCE

Sampling Rate: 3.3 readings / s
 Accuracy: ± (0.1% + 2 counts) typical
 ± (0.2% + 2 counts) max
 Warmup, typical: 10 min
 Temperature Drift, typical: 100 ppm / °C

POWER SUPPLY

Supply Voltage: +5 VDC ±5%
 Supply Current, typical: 200 mA

ENVIRONMENT

Operating Temperature: 0 to 50°C
 Storage Temperature: -10 to 60°C
 Relative Humidity: 0 to 95% non-condensing

PHYSICAL

Package Style: window mount
 Dimensions: 2.52 x 1.10 x .73
 Panel Cutout: 2.05 x .81
 Weight: 0.7 oz (20 g)
 Connector: J1C-10 or C10-5 optional
 Bezel: optional

CONNECTION: 10 pin

ORDERING INFO

PART NUMBER	METER COLOR	METER POWER
DK601	GREEN	200mV DC
DK602	GREEN	2VDC
DK603	GREEN	20VDC
DK604	RED	200mV DC
DK605	RED	2V DC
DK606	RED	20V DC
DK610		NEMA Enclosure

ACCESSORIES

LED-B	Optional Bezel Mounting Kit
C10-5	.5" - 10 Pin Connector / Wire Assembly
J1C10	.12" - 10 Pin Connector / Wire Assembly
PW2-5	Regulated 120V AC to 5V DC Power Supply
CVC	Calibrator

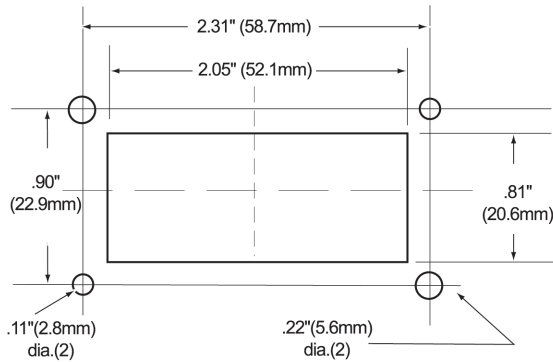


Specifications Installation and Operating Instructions
LED Digital Panel Meters
 3½ Digit LED Display for voltage inputs

DK600



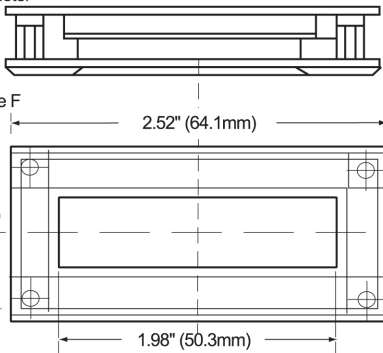
DIMENSIONS



Top View
Digital Panel Meter

2-56 UNC Type F
self-tapping
screw
installed
from rear
(2 ea. provided)

Front View of
Digital Panel Meter

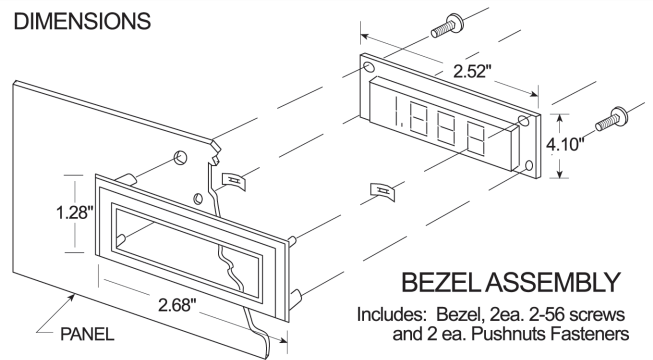


Pushnut
Fastener
mounted
from rear
(2 ea.)

Side View

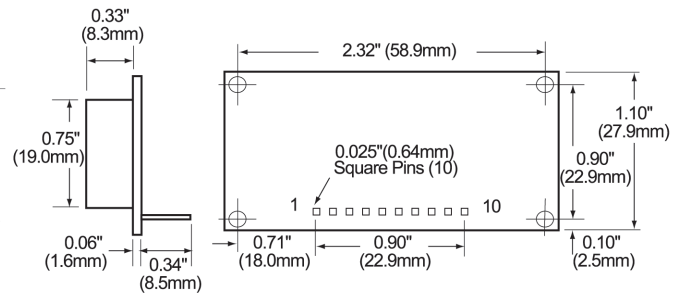
Panel
Thickness

DIMENSIONS



BEZEL ASSEMBLY

Includes: Bezel, 2 ea. 2-56 screws
and 2 ea. Pushnuts Fasteners



WIRING

PIN # PIN NAME DESCRIPTION

PIN #	PIN NAME	DESCRIPTION
1	V+	+5V POWER SUPPLY
2	GND	POWER SUPPLY GROUND
3	DP COM	DECIMAL POINT RETURN
4	DP1	1XX.X (CONNECT TO DP COM TO TURN ON)
5	DP2	1X.XX (CONNECT TO DP COM TO TURN ON)
6	DP3	1.XXX (CONNECT TO DP COM TO TURN ON)
7	INPUT(+)	POSITIVE INPUT SIGNAL
8	INPUT(-)	NEGATIVE INPUT SIGNAL
9	NC	NO CONNECTION REQUIRED
10	HOLD	HOLD LAST DISPLAY

