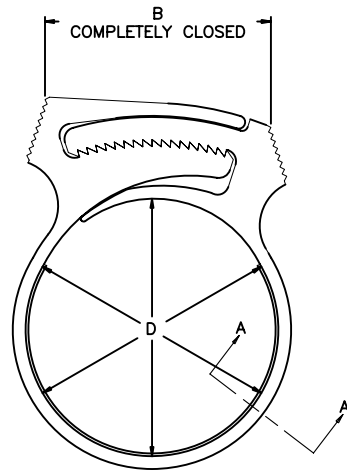
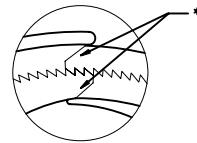


**This drawing is for Reference only.  
Use Individual drawings for PPAP  
and Customer requests**

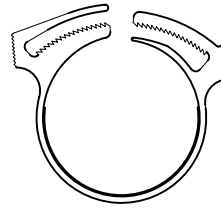


MINIMUM CAPACITY

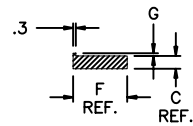
\* BEVEL ON SOME SIZES



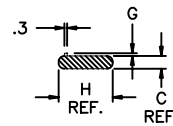
OPTIONAL VIEW



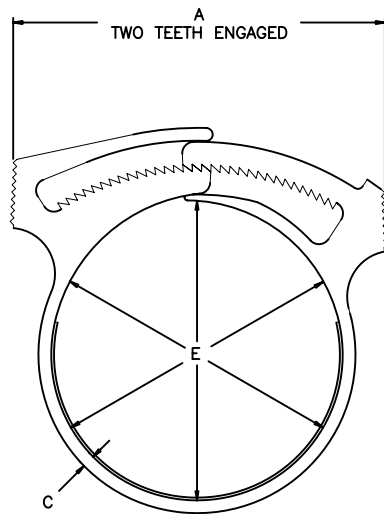
AS MOLDED  
SCALE 1:1



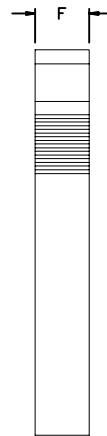
SECTION A-A



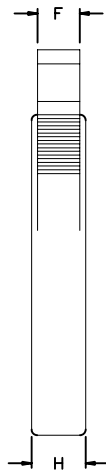
SECTION A-A



MAXIMUM CAPACITY



STYLE "A"



STYLE "B"

REDUCED  
NO SCALE

NO. TEETH	MASS (Kg)	STYLE	H	G	F	E	D	C	B	A	TYTON PART NO.	PART NO.	REV
			±.3	REF	±.3	±.5	±.5	±.3	REF	REF			
						△	△						
56	0.019	B	11.4	.4	9.0	120.0	104.5	2.4	61.9	109.1	SNP-101	*2101-001	B
50	0.018	A		.4	9.9	108.9	99.2	2.4	53.0	90.1	SNP-100	*2100-001	B
34	0.014	A		.5	9.8	99.2	89.9	1.7	49.7	83.0	SNP-90	*2090-001	B
28	0.013	B	11.4	.3	8.9	91.3	81.7	2.5	48.4	80.9	SNP-80	*2080-001	C
36	0.011	A		.5	9.9	82.7	73.6	1.7	44.1	73.7	SNP-76	*2076-001	B
28	0.008	B	9.5	.3	7.5	79.9	66.9	2.0	46.5	77.7	SNP-70	*2070-001	C
40	0.007	A		.5	7.2	65.7	58.6	1.7	38.4	65.4	SNP-60	2060-001	B
30	0.006	A		.4	7.3	58.6	52.2	1.7	36.5	60.4	SNP-50	2050-001	B
26	0.005	B	8.9	.4	7.3	52.2	44.5	1.7	35.7	59.8	SNP-42	2042-001	C
34	0.006	A		.5	7.3	48.1	41.0	1.8	35.6	57.5	SNP-38	*2038-001	B
34	0.005	A		.4	7.3	44.0	37.8	1.7	32.4	53.8	SNP-36	2036-001	B
34	0.005	A		.4	7.4	39.9	34.3	1.7	30.6	50.6	SNP-34	2034-001	B
44	0.005	A		.4	7.3	40.4	32.8	1.8	41.4	65.1	SNP-33	*2033-001	C
26	0.004	A		.5	7.3	35.8	31.2	1.8	27.3	44.4	SNP-32	2032-001	B
26	0.004	A		.3	7.3	33.2	28.8	1.7	26.0	42.1	SNP-28	2028-001	B
22	0.004	A		.3	7.3	29.2	25.8	1.7	26.6	39.4	SNP-24	*2024-001	B
22	0.003	A		.3	6.0	27.4	23.7	1.8	23.9	37.7	SNP-22	2022-001	B
18	0.003	A		.4	6.0	25.0	23.0	1.6	17.5	25.2	SNP-20	2020-001	A
22	0.003	A		.4	5.9	25.3	22.3	1.7	24.4	36.1	SNP-19	*2019-001	B
22	0.002	A		.4	5.9	23.1	20.0	1.7	22.2	34.4	SNP-18	2018-001	B
18	0.002	A		.4	5.8	21.7	19.1	1.5	19.9	30.8	SNP-16	2016-001	B
18	0.002	A		.2	5.9	20.4	17.9	1.7	19.0	29.7	SNP-14	2014-001	B
18	0.002	A		.1	5.8	18.0	15.5	1.8	18.1	27.4	SNP-12	2012-001	B
16	0.002	A		.3	5.9	16.6	14.5	1.8	17.6	26.9	SNP-10	2010-001	B
16	0.002	A		.1	5.7	15.0	13.1	1.7	16.7	24.9	SNP-8	2008-001	B
18	0.002	A		.3	5.9	13.7	11.4	1.7	18.4	28.5	SNP-7	2007-001	B
14	0.001	A		.2	5.9	13.3	11.7	1.7	14.7	21.6	SNP-6	2006-001	B
12	0.001	A		.2	5.8	11.7	10.4	1.7	13.3	19.2	SNP-4	2004-001	B
12	0.001	A		.2	5.9	10.5	9.3	1.7	12.2	17.6	SNP-2	2002-001	B
12	0.000	A		.3	3.7	8.9	8.0	1.4	10.5	15.1	SNP-1.5	2015-001	B
8	0.000	A		.2	3.8	7.7	7.1	1.0	10.6	12.8	SNP-1.25	2125-001	B
12	0.000	A		.1	3.8	6.8	6.0	1.0	8.4	11.7	SNP-1	2001-001	B

**HellermannTyton.**  
ALL PROPRIETARY RIGHTS IN THE SUBJECT MATTER SHOWN ON THIS DRAWING ARE EXCLUSIVE PROPERTY OF TYTONHELLERMANN

name	date	city, state

NOTES  
① INSIDE DIAMETERS (D & E) ARE MEASURED IN THREE PLACES SPACED 120° APART EXCLUDING .3 WIDE RIB.

REVISIONS  
D level  
date 08/29/00  
by AAM  
ECN # 002096  
part level NOTED

DIMENSIONS  
.XXXX= UNLESS OTHERWISE SPECIFIED  
.XXX= NOTED  
.XX= UNLESS OTHERWISE SPECIFIED  
.X= UNLESS OTHERWISE SPECIFIED  
∠= UNLESS OTHERWISE SPECIFIED  
units mm

number SEE CHART phase PRODUCTION  
name  
SNAPPER CHART (MILLIMETERS)  
material NYLON 6/6  
13% GLASS FILLED  
HEAT STABILIZED BLACK

FIGURE C uses L scale 2X  
computer file number CP\SER2\2000001\_01 previous number CP\SER2\2000001N  
D.R. K.A.C.  
06/22/88 08/29/00  
type SERIES sheet 2 of 2  
number CP2000001SER