



Electrical Specifications

| | |
|----------------------|----------------------------------------------------------------|
| Input Voltage Range: | 120-277 Vac Nom. (108-305 V Min/Max) |
| Frequency: | 50/60 Hz Nom. (47-63 Hz Min/Max) |
| Power Factor: | >0.90 @ full load, 120V through 277V |
| Inrush Current: | <50.0 Amps max @ 220~240Vac, Cold Start 25°C |
| Input Current: | 0.30 Amps @ 108V (Max) 0.25 Amps @ 120V 0.15 Amps @ 277V |
| Maximum Power: | 25.2W |
| Current Accuracy: | ± 1% Over input line variation |
| Load Regulation: | ± 3% |
| THD: | ≤ 20% @ full load |
| Ripple Current: | 20% |
| Leakage Current: | 400 µA Typical |
| Start-up Time: | 1 sec. typical |

Protections

| | |
|---------------|---------------|
| Over-voltage | Yes |
| Over-current | Yes |
| Short Circuit | Auto recovery |

Environmental Specifications

| | |
|------------------------|----------------------------------------------------------|
| Maximum Case Temp. | 89°C |
| Minimum Starting Temp: | -30°C |
| UL Type TL Rating: | Class 2: 90/70°C |
| Storage Temperature: | -35°C to +85°C |
| Type TL Rating: | 90°C/70°C |
| Humidity: | 10% to 90% |
| Cooling: | Convection |
| Vibration Frequency: | 5 to 55 Hz/2g, 30 minutes |
| Sound Rating: | Class A |
| Lifetime: | 50,000 Hours, 75°C @ Tc point (see graph for details) |
| EMC: | FCC 47CFR Part 15 Class B compliant |

- Performance Driven
- Flicker Free
- Deep Dimming, down to 1%
- Compatible with more dimming controls
- Total Power: 25 Watts
- Input Voltage: 120-277 Vac Nom.
- UL8750 and Class 2 Compliant, as noted
- IP66
- UL Dry & Damp Rated
- High Power Factor
- Black Magic Thermal Advantage™ Plastic Housing

Dimming Note:

0-10V & Resistance dimmable model includes an extra two wires +Purple/-Gray on the output side. Compatible with most quality 0-10V wall dimmers. See page 3 for additional specifications.

Note:

LED drivers are designed and intended to operate LED loads only. Non-LED loading may be outside the specified design limits of our LED drivers, and therefore cannot be covered by any warranty. If you desire to use our LED drivers to operate non-LED loads please contact us to discuss compatibility.



Constant Current Model

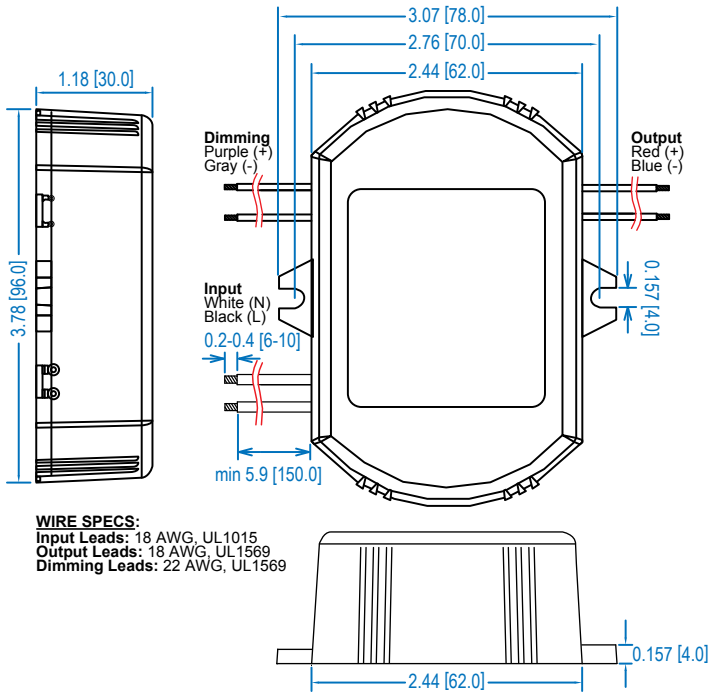
| Model | Output Current (mA ±5%) | Output Voltage Range (Vdc) | Max Output Power (W) | Max Efficiency |
|---------------------|----------------------------|-------------------------------|-------------------------|-------------------|
| TLED25W-036-C0700-D | 700 | 12-36 | 25.2 | 83% |

Class 2: US/Canada

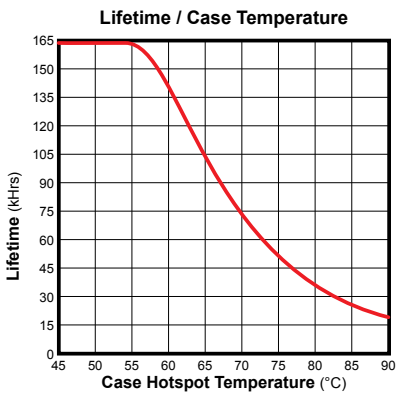
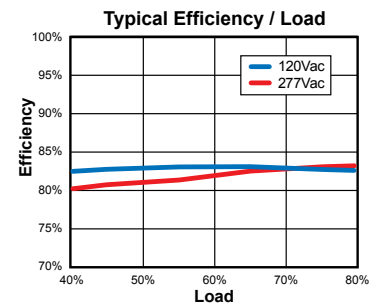
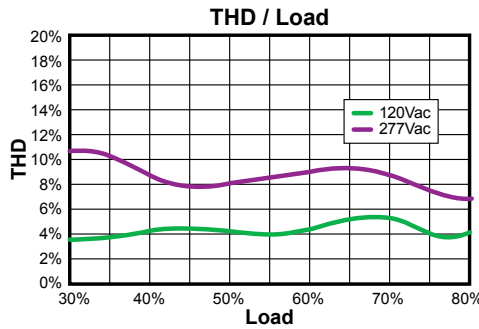
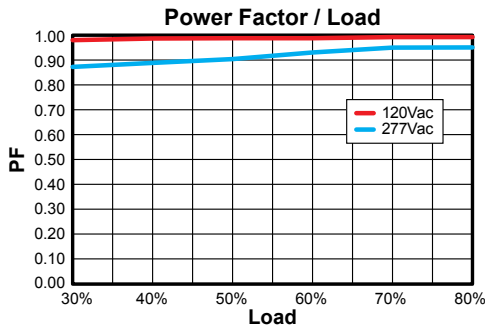
| Safety Cert. | Standard |
|---------------|-------------------------------|
| UL/CUL | UL8750, CSA-C22.2 |
| CE | EN 61347-1, EN61347-2-13 |
| EMC Standard | Notes |
| EN 55015 | Conducted emission |
| IEEE 519 | Harmonic current emissions |
| EN 61000-4-3 | RFE Field Susceptibility test |
| EN 61000-4-4 | Electrical Fast Transient |
| EN 61000-4-11 | Voltage Dips |
| FCC Part 15 | Class B |



Dimensions



Power Characteristics



Note: The area under the life-temperature curve represents where the driver has highly reliable operation within specification. Driver performance may drift out of published specifications as the hours of operation exceed the curve at a given temperature. Higher operating temperatures increase the chances of a failure to function. Other electrical, mechanical and environmental factors affect driver lifetime but are not represented in this calculation.

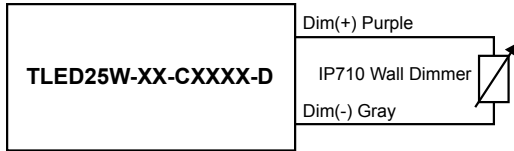
UL Conditions of Acceptability

See website for additional information

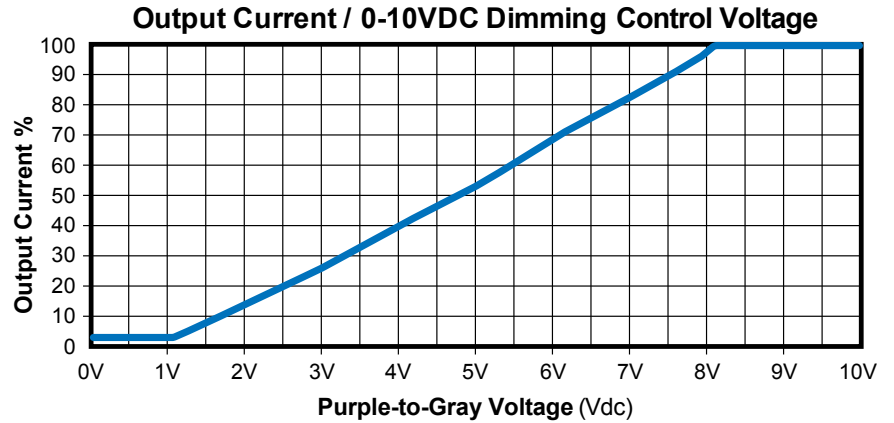
"-D" Option: 0-10VDC and Resistance Dimming

| Parameters | Minimum | Typical | Maximum |
|-------------------------------------------------|---------|---------|-------------|
| Source Current out of 0-10V Purple Wire | 0 mA | — | 500 μ A |
| Absolute Voltage Range on 0-10V (+) Purple Wire | -2.0V | — | +15V |

Typical Dimming Circuit



(Dimmer must be current-sink type control)



Notes:

- 0-10V dimmable version comes with an extra two wires +Purple/-Gray on the output side.
- Compatible with most 0-10V dimmers. Recommended dimmer is Leviton IP710 or equivalent
- 0-10V dimmable version is not intended to dim below about 5% @ 0V or 10% @ 1.0V
- 0-10V dimmable version output will be 100% with Purple/Gray open and minimum with Purple/Gray Shorted.