

Plug-in Mount 39 mm L2N Part number 84870808



- Relay for controlling level of conductive liquids
- Output relay status display LED
- Sensitivity adjustable from 5 k Ω to 100 k Ω
- LN
- Relay for controlling level of conductive liquids
- Regulation of two levels : minimum, maximum
- Empty function
- Plug in (8 or 11 pins)
- Sensitivity adjustable from 5 k Ω to 100 k Ω
- LN2
- Combined fill and empty functions
- Combined regulation of pumping out a well and filling a tank
- Plug in (11 pins)

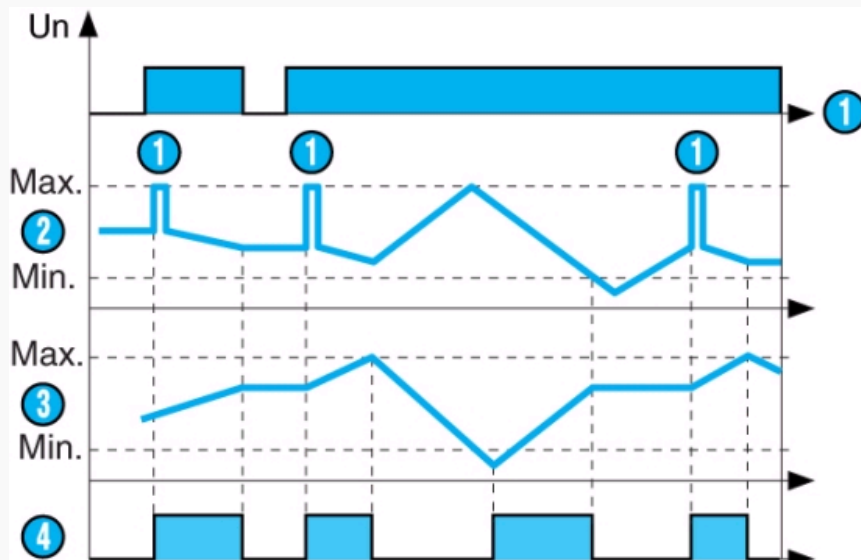
Part numbers

| | Type | Supply voltage | Base |
|------------|------|----------------|-----------------------|
| 84 870 808 | L2N | 230 V AC | 11-pin (special base) |

Specifications

| | |
|---|---|
| Supply voltage Un | 230 V, 110 V, 48 V, 24 V AC, 50/60 Hz |
| Operating range | 0,85 \rightarrow 1,15 x Un |
| Max. absorbed power | 3 VA |
| Adjustable sensitivity | 5 k Ω \rightarrow 100 k Ω |
| Measurement accuracy (at maximum sensitivity) | 0 \rightarrow +30 % |
| Electrode voltage (max) | 24 V AC (50/60 Hz) |
| Electrode current (maximum) | 1 mA (50/60 Hz) |
| Maximum cable capacity | 10 nF |
| Response time high level | 300 ms |
| Response time low level | 500 ms |
| Output relay (according to AC1 resistive load) | 1 AgCdO switch 8 A AC max. |
| Galvanic isolation via transformer (4 kV, 8 mm creepage distance) | Class II |
| Isolation of contacts and electrodes from power supply | 2,5 kV AC |
| Temperature limits use ($^{\circ}$ C) | -20 \rightarrow +60 |
| Temperature limits stored ($^{\circ}$ C) | -30 \rightarrow +70 |
| Weight (g) | 140 |

Principles



Operating principle

Control of maximum and/or minimum levels of conductive liquids (tap water, sea water, waste water, chemical solutions, coffee etc).

The principle is based on measurement of the apparent resistance of the liquid between two submerged probes. When this value is lower than the preset threshold on the unit front face, the output

relay changes state. To avoid electrolytic phenomena, an AC current runs across the probes. Applications found in environmental, chemical industries and food technology etc.

Combined Fill / Empty function

The output relay changes state when the level of liquid in the tank reaches the "max" electrode, with the "min" electrode submerged. It returns to its initial state when the "min" sensor is no longer in contact with the liquid.

When the level of liquid in the well reaches the "min" electrode, the pump stops.

If, on power-up or after a power break, the "max" electrode in the tank is above the surface, reset the device by pressing the PB pushbutton.

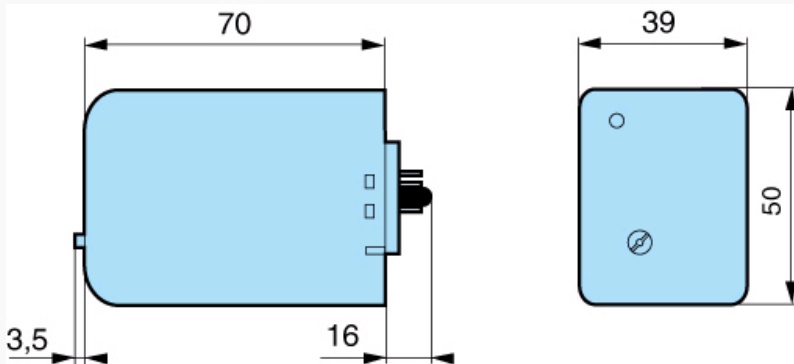
Note

The probe wire (max length 100 metres) does not have to be screened, but avoid mounting it in parallel with the power supply wires. A screened wire can be used, with the screening connected to the common.

| N° | Legend |
|----|--------------|
| ① | Push button |
| ② | Well |
| ③ | Tank |
| ④ | Output relay |

Dimensions (mm)

LN2

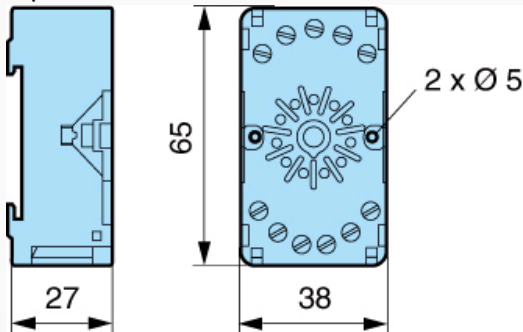


Dimensions (mm)

LN2 : connector sockets

8-pin : 25 622 129

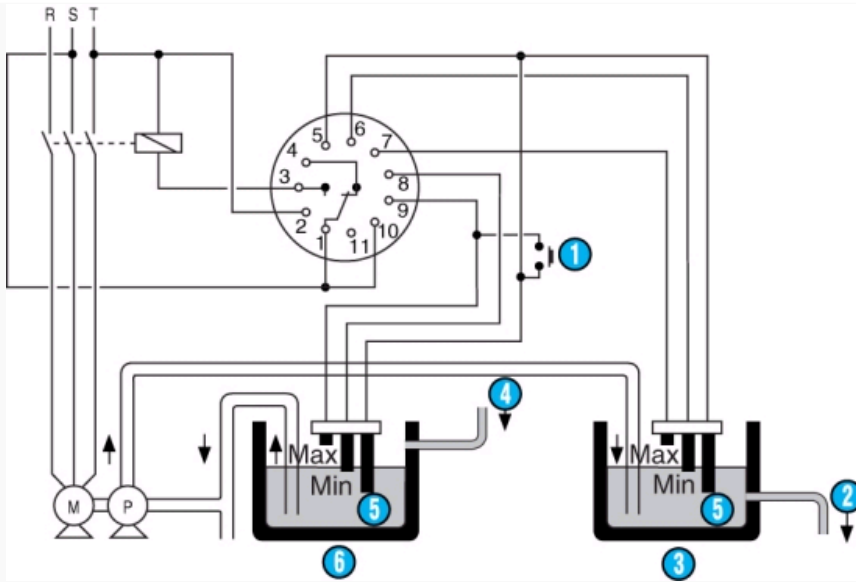
11-pin : 25 622 078



TRADOS Empty Field

Connections

L2N



Special base : - Pin 5 : common becomes max. - Pin 7 : maxi. becomes common

| N° | Legend |
|----|-------------|
| 1 | Push button |
| 2 | Output |
| 3 | Tank |
| 4 | Input |
| 5 | Common |
| 6 | Wells |

Connections

L2N



Special base : - Pin 5 : common becomes max. - Pin 7 : maxi. becomes common

Connections

L2N



Special base : - Pin 5 : common becomes max. - Pin 7 : maxi. becomes common