




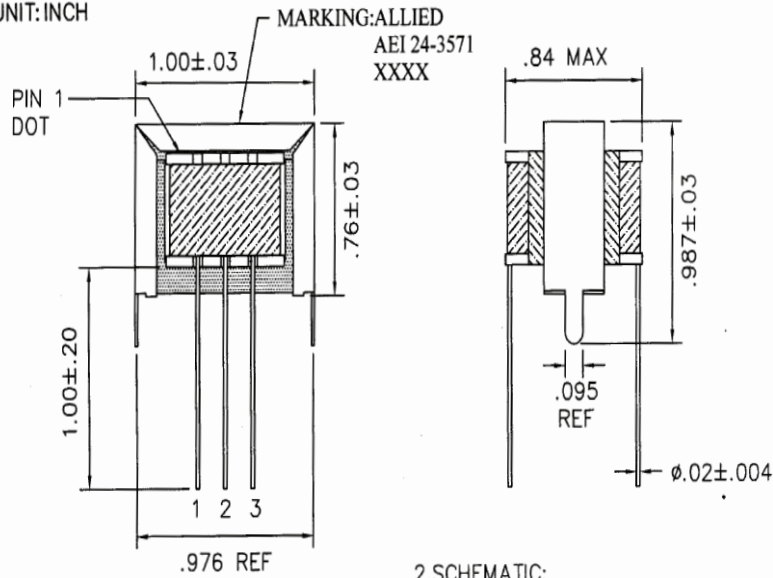
HYBRID TRANSFORMER

AEI24-3571

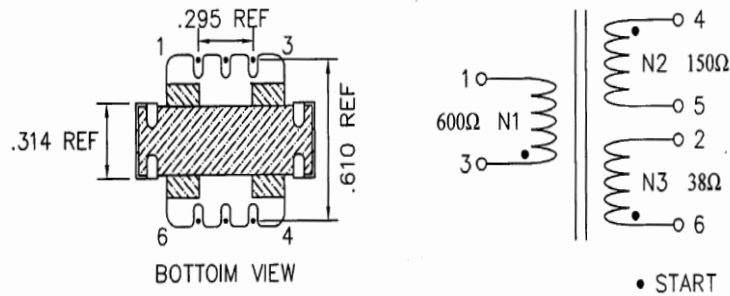
- Hybrid transformer, 600ohm to 150ohm /38ohm (refer to schematic)
- Operating (ambient) temperature: -40°C to +85°C
- Fully RoHS compliant, All insulating materials and plastics rated for UL94V-0 or equivalent.



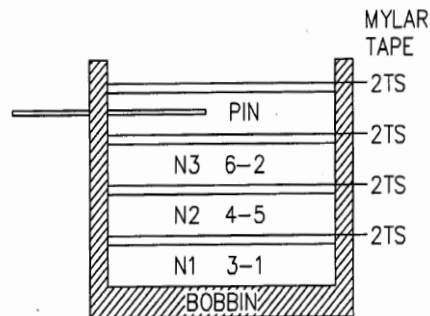
1.DIMENSION:
UNIT: INCH



2.SCHEMATIC:



3.WINDING:



NOTE:
1.CORE FIX TAPE 1.5TS,
& ADD BAND.



4.ELECTRICAL SPECIFICATTONS:

4-1. INDUCTANCE: 200Hz/1V (HP-4284A)

3 - 1 : 700 mH REF.

4-2. LEAKAGE INDUCTANCE: 1KHz/1V (HP-4284A)

3 - 1 : 4.8 mH MAX. (SHORTED 4,5,6,2)

4-3. DCR: @25°C (CH-502A)

3 - 1 : 107 OHM NOM. (91 ~ 126 OHM)

4 - 5 : 25.0 OHM NOM. (21.2 ~ 28.9 OHM)

6 - 4 : 10.8 OHM NOM. (9.2 ~ 12.4 OHM)

4-4. FREQUENCY RESPONSE:

200Hz ~ 20KHz: -2.0 dB MIN. RALATIVE TO 0 dB, 1KHz

SOURCE IMPEDANCE AT INPUT (3-1), OUTPUT FOR THIS TEST IS
DEFINED AS (4-5) TERMINATED WITH 150 OHMS, LEAVE (6-2)
OPEN CIRCUIT.

4-5. TURNS RATIO: 3 - 1 @ 1KHz/1V

4 - 5 : 2.00 NOM. (1.94 ~ 2.06)

6 - 2 : 3.99 NOM. (3.87 ~ 4.11)

4-6. IMPEDANCE: 200Hz/1V (HP-4284A)

3 - 1 : 600 OHM ±20% . (4 -5 : LOAD 150 OHM)

3 - 1 : 600 OHM ±20% . (6 -2 : LOAD 38 OHM)

4-7. HI-POT TEST :

COIL TO COIL : AC 1500V 3mA FOR 3 SECONDS.

COIL TO CORE : AC 1500V 3mA FOR 3 SECONDS.

4-8. INSULATION TEST:

COIL TO COIL & CORE: 100MOHM MIN BY DC 500V.

4-9. OPERATION TEMP : -40°C ~ +85°C.