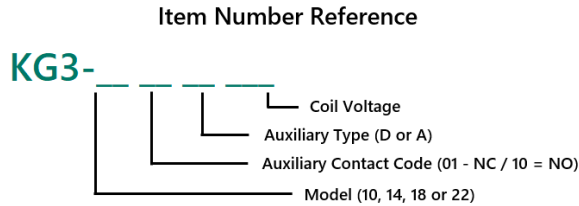



Contactors – KG3 Series - DC Operated (3-Pole)

Series KG3-10.. to KG3-22...

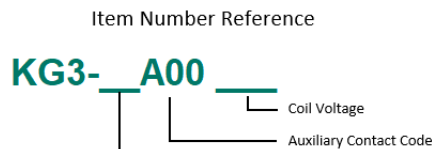



Benedict KG3 series contactors come with a built in coil suppressor for direct control from PLC (∇ 3W)

- KG3-10.. to KG3-22.. contactors come in two formats
 - Type D = Auxiliary contacts suitable for electronic circuits (17V,5mA=)
 - Type A = Standard auxiliary contacts

Item No.	 "General Use"	Horsepower Rating (440-480V)	Kilowatt Rating AC2/AC3 (380-400V)	Auxiliary Contacts	Auxiliary Contact Data
KG3-10A01 / KG3-10D01 ...	25A	5 HP	4 kW	1 N/C	See Below
KG3-10A10 / KG3-10D10 ...	25A	5 HP	4 kW	1 N/O	See Below
KG3-14A01 / KG3-14D01 ...	25A	7.5 HP	5.5 kW	1 N/C	See Below
KG3-14A10 / KG3-14D10 ...	25A	7.5 HP	5.5 kW	1 N/O	See Below
KG3-18A01 / KG3-18D01 ...	30A	10 HP	7.5 kW	1 N/C	See Below
KG3-18A10 / KG3-18D10 ...	30A	10 HP	7.5 kW	1 N/O	See Below
KG3-22A01 / KG3-22D01 ...	30A	15 HP	11 kW	1 N/C	See Below
KG3-22A10 / KG3-22D10 ...	30A	15 HP	11 kW	1 N/O	See Below

Series KG3-24A00.. to KG3-40A00...



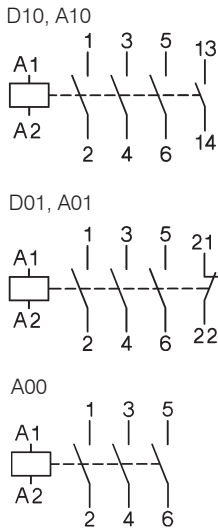
Item No.	 "General Use"	Horsepower Rating (440-480V)	Kilowatt Rating AC2/AC3 (380-400V)	Auxiliary Contacts
KG3-24A00 ...	50A	15 HP	11 kW	None
KG3-32A00 ...	65A	20 HP	15 kW	None
KG3-40A00 ...	80A	25 HP	18.5 kW	None



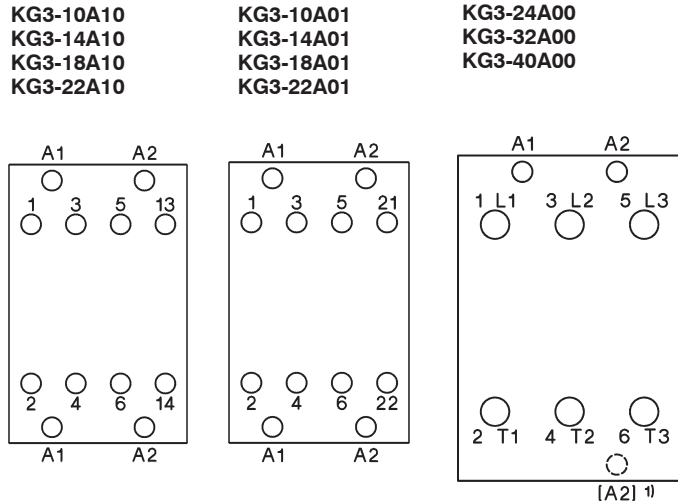
Contactors – KG3 Series - DC Operated, 3-Pole

Terminal Markings, Terminal Positions and Dimensions

Terminal Markings



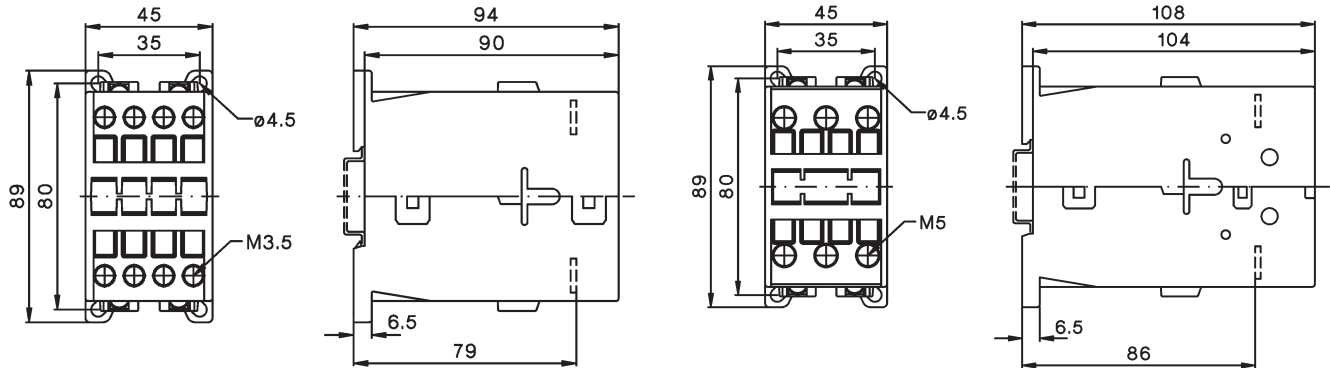
Position of Terminals



Dimensions

KG3-10..
KG3-14..
KG3-18..
KG3-22..

KG3-24..
KG3-32..
KG3-40..



Contactors – KG3 Series - DC Operated

Data according to UL508



Main Contacts (cULus)			Type	K(G)3-10	K(G)3-14	K(G)3-18	K(G)3-22	K(G)3-24	K(G)3-32	K(G)3-40	K3-50	K3-62	K3-74
Rated operational current "General Use"			A	25	25	30	30	50	65	80	110	120	130
Motor DOL 3-phase at 60Hz													
Rated operational power	110-120V	hp		1½	2	2	3	5	5	7½	10	10	10
	200V	hp		3	3	5	5	7½	10	10	15	20	25
	220-240V	hp		3	3	7½	7½	10	10	15	20	25	30
	277V	hp		3	5	7½	7½	7½	10	15	20	25	30
	380-415V	hp		5	5	10	10	10	15	20	25	30	40
	440-480V	hp		5	7½	10	15	15	20	25	30	40	50
	550-600V	hp		7½	10	15	20	20	25	30	40	50	50
Motor DOL 1-phase at 60Hz													
Rated operational power of AC motors at 60Hz (1ph)	110-120V	hp		½	¾	1	1½	1½	2	3	3	5	7½
	200V	hp		1	1,5	2	3	3	5	7½	7½	10	15
	220-240V	hp		1½	2	3	3	5	5	7½	10	15	15
	277V	hp		2	3	3	5	5	7½	10	10	15	15
	380-415V	hp		3	3	5	5	5	7½	10	15	20	20
	440-480V	hp		3	5	5	7½	7½	10	15	20	25	25
	550-600V	hp		3	5	7½	10	10	15	20	25	30	30
Motor DOL 3-phase according to ASME A17.5													
Rated operational current 600V			A	-	-	-	-	15	22	-	27	37	-
Rated operational power of 3-phase motors for elevators (500.000 operations)	110-120V	hp		-	-	-	-	2	3	-	3	5	-
	200V	hp		-	-	-	-	3	5	-	7½	10	-
	220-240V	hp		-	-	-	-	5	7½	-	7½	10	-
	440-480V	hp		-	-	-	-	10	15	-	20	25	-
550-600V	hp		-	-	-	-	10	20	-	25	30	-	
Rated current 2 series contacts 600V			A	-	-	-	-	22	27	-	44	52	66
Fuse Class RK5 / Short-circuit current			A/kA	50/5	50/5	70/5	90/5	90/5	125/5	175/5	200/5	250/5	300/5
Fuse Class T / Short-circuit current			A/kA	45/100	50/100	70/100	90/100	110/100	150/100	150/100	175/100	175/100	175/100
Rated voltage			V	600	600	600	600	600	600	600	600	600	600
Auxiliary Contacts (cULus)				A600	A600	A600	A600	-	-	-	-	-	-

Please refer to the full contactors catalog for complete data and electrical ratings. This datasheet does not include all data, and is just a subset of the product information for identification purposes.