




# Flyback Transformer

AEE30-3641

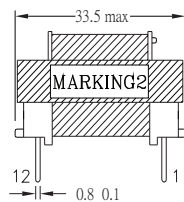
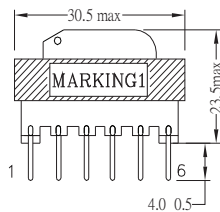
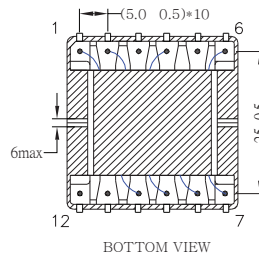
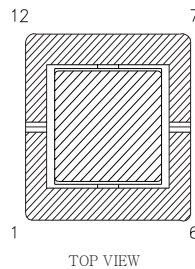
- EE30 Core Design
- UL Class B 130 Compliant File # E349541
- For Lighting and other applications



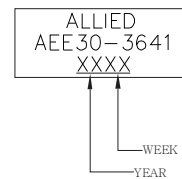
Primary Electrical Specifications @ 25°C				
S - F	INDUCTANCE F=80KHZ,1VRMS 25°C	LEAKAGE INDUCTANCE F=80KHZ,1VRMS (SHORT OTHER PINS)	DCR 25°C (MAX)	TURN RATIO
6 - 4	420uH±5%	9uH max	840 mOhm	54Ts
2 - 1	-	-	195 mOhm	11Ts
Secondary Electrical Specifications @ 25°C				
S - F	INDUCTANCE F=80KHZ,1VRMS 25°C	LEAKAGE INDUCTANCE F=80KHZ,1VRMS SHORT OTHER PINS	DCR 25°C (MAX)	TURN RATIO
7 - 9	-	-	230 mOhm	16Ts
8 - 10	-	-	230 mOhm	16Ts
Hi - Pot / Insulation Resistance				
LOCAT. \ DESC.	PRI-SEC	SEC-SEC	PRI-CORE	SEC-CORE
HI-POT (50Hz/60Hz)	3000Vac 5mA, 2SEC	-	1000Vac 5mA, 2SEC	1000Vac 5mA, 2SEC
INSULATION RESISTANCE	500Vdc 100 Mohm min	-	500Vdc 100 Mohm min	500Vdc 100 Mohm min

All specifications subject to change without notice.


## MECHANICAL




MARKING1:



MARKING2:





SCHEMATICS

