

# MVA. Vertical toggle clamps

with folded base, steel or stainless steel



- 1
- 2
- 3
- 4
- 5
- 6
- 7
- 8
- 9
- 10
- 11
- 12
- 13
- 14
- 15
- 16
- 17
- 18

## STANDARD EXECUTIONS

- **MVA-A:** C10 zinc-plated steel, zinc-plated steel rivets.  
Open clamping lever and two folded washers.
- **MVA-E:** C10 zinc-plated steel, zinc-plated steel rivets.  
Solid clamping lever and bolt retainer.
- **MVA-AX:** AISI 304 stainless steel.  
Open clamping lever and two folded washers.
- **MVA-EX:** AISI 304 stainless steel.  
Solid clamping lever and bolt retainer.

## SUPPORT BUSHING

Ground and hardened steel.

## HANDLE

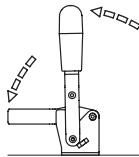
Polyurethane, red colour.

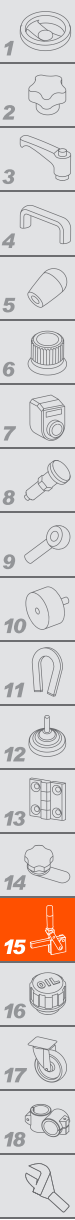
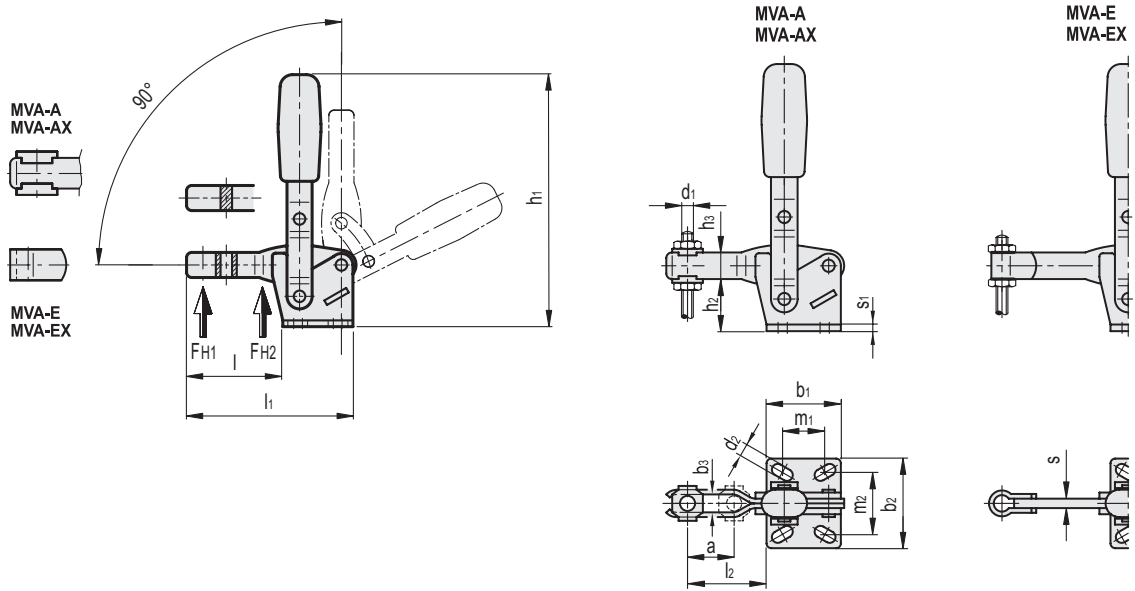
## CLAMPING BOLTS

To be ordered separately.

## FEATURES AND APPLICATIONS

All articulated joints are lubricated with special grease. During clamping, the lever is controlled to prevent impact on functioning due to side thrust. The new geometry of MVA vertical toggle clamps gives them additional strength, their lifespan is significantly increased with the addition of hardened steel support bushings as well as several other forms of reinforcement. Slotted assembly holes for applications in inches.





MVA-A

METRIC

Code	Description	a	b1	b2	b3	d1	d2	h1	h2	h3	l	l1	l2	m1	m2	s1	FH1 [N]*	FH2 [N]*	⚖️
GG.AA520	MVA.75-A	20	29	34	5.2	M5	4.5	98	20.5	11	37.5	66.5	31.5	15+16	24	2	750	1600	98
GG.AA530	MVA.130-A	28	35	42	6.2	M6	5.5	142	28	16	50	85	42	12.5+19	27+29	2.5	1050	1750	230
GG.AA540	MVA.230-A	40	43	45	8.5	M8	6.5	168	33.5	18	67.5	110.5	58	19+20	32	3	2000	3200	380
GG.AA550	MVA.330-A	43	50	65	10.5	M10	8.5	195	43	22	79	129	76	29+32	45+46	3.5	2400	4000	604
GG.AA560	MVA.430-A	64	58	65	12.5	M12	8.5	247	55.5	26	106	164	104	32	45	4	2800	5000	1100
GG.AA570	MVA.530-A	90	80	95	12.5	M12	12.5	303	84.5	32	143	223	144	50+51	70	7	4500	8750	2110

MVA-E

METRIC

Code	Description	b1	b2	d1	d2	h1	h2	h3	l	l1	m1	m2	s	s1	FH1 [N]*	FH2 [N]*	⚖️
GG.AA524	MVA.75-E	29	34	M5	4.5	98	20.5	11	38	67	15+16	24	4	2	750	1600	100
GG.AA534	MVA.130-E	35	42	M6	5.5	142	28	16	51	86	12.5+19	27+29	5	2.5	1050	1750	235
GG.AA544	MVA.230-E	43	45	M8	6.5	168	33.5	18	69	112	19+20	32	6	3	2000	3200	390
GG.AA554	MVA.330-E	50	65	M10	8.5	195	42	20	80.5	130.5	29+32	45+46	7	3.5	2400	4000	604
GG.AA564	MVA.430-E	58	65	M12	8.5	247	55.5	26	108	166	32	45	10	4	2800	5000	1100
GG.AA574	MVA.530-E	80	95	M12	12.5	303	84.5	32	145	225	50+51	70	10	7	4500	8750	2110

MVA-AX

INOX STAINLESS STEEL

METRIC

Code	Description	a	b1	b2	b3	d1	d2	h1	h2	h3	l	l1	l2	m1	m2	s1	FH1 [N]*	FH2 [N]*	⚖️
GG.AS095	MVA.75-AX	20	29	34	5.2	M5	4.5	98	20.5	11	37.5	66.5	31.5	15+16	24	2	750	1600	98
GG.AS150	MVA.130-AX	28	35	42	6.5	M6	5.5	142	28	16	50	85	42	12.5+19	27+29	2.5	1050	1750	230
GG.AS180	MVA.230-AX	40	43	45	8.5	M8	6.5	168	33.5	18	67.5	110.5	58	19+20	32	3	2000	3200	380

MVA-EX

INOX STAINLESS STEEL

METRIC

Code	Description	b1	b2	d1	d2	h1	h2	h3	l	l1	m1	m2	s	s1	FH1 [N]*	FH2 [N]*	⚖️
GG.AS105	MVA.75-EX	29	34	M5	4.5	98	20.5	11	38	67	15+16	24	4	2	750	1600	100
GG.AS160	MVA.130-EX	35	42	M6	5.5	142	28	16	51	86	12.5+19	27+29	5	2.5	1050	1750	235
GG.AS190	MVA.230-EX	43	45	M8	6.5	168	33.5	18	69	112	19+20	32	6	3	2000	3200	390

\* Holding force.

