

CTLF24S1GF Series


CHARACTERISTICS

Description: 10/100/1000 Base-T, 24Pin SOIC

Operating Temperature: -40°C to 85°C

Features:

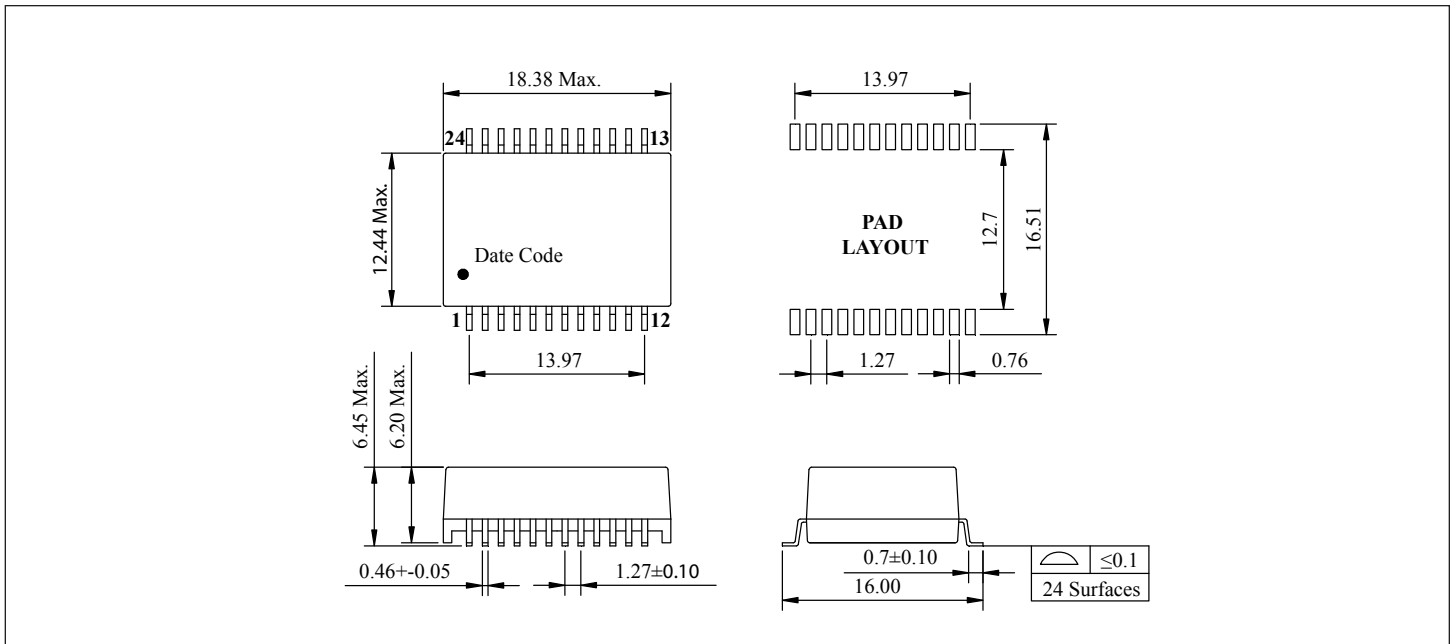
- Designed for long haul Gigabit Ethernet 10/100/1000 Base-T, full duplex applications
- Supports 4 pairs of category 5 UTP cable
- Cable interface for isolation and low common mode emissions
- Compliant with IEEE 802.3ab standard



SPECIFICATIONS

Part Number	Insertion Loss (dB Max.)	Return Loss (dB Min. @ 100Ω)					Differential to Common Mode (dB Min.)			Crosstalk (dB Typ.)			Hipot (Vrms Min.)
		1-100 MHz	1-30 MHz	40 MHz	50 MHz	60-80 MHz	100 MHz	30 MHz	60 MHz	100 MHz	30 MHz	60 MHz	
CTLF24S1GF-001	-1.0	-18	-14.4	-13.1	-12	-10	-43	-37	-33	-45	-40	-35	1500
CTLF24S1GF-002	-1.0	-18	-14.4	-13.1	-12	-10	-43	-37	-33	-45	-40	-35	1500

PHYSICAL DIMENSIONS & PAD LAYOUT

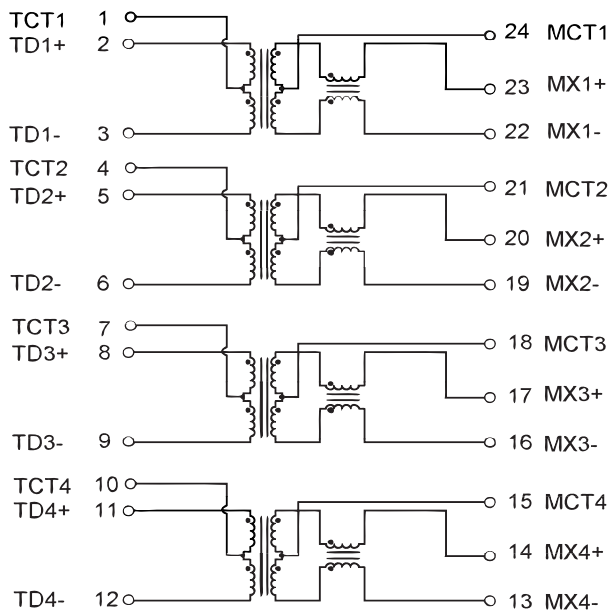


Unit: mm Tolerances: Unless otherwise specified, all tolerances are ±0.25

CTLF24S1GF

SCHEMATICS

CTLF24S1GF-001



CTLF24S1GF-002

