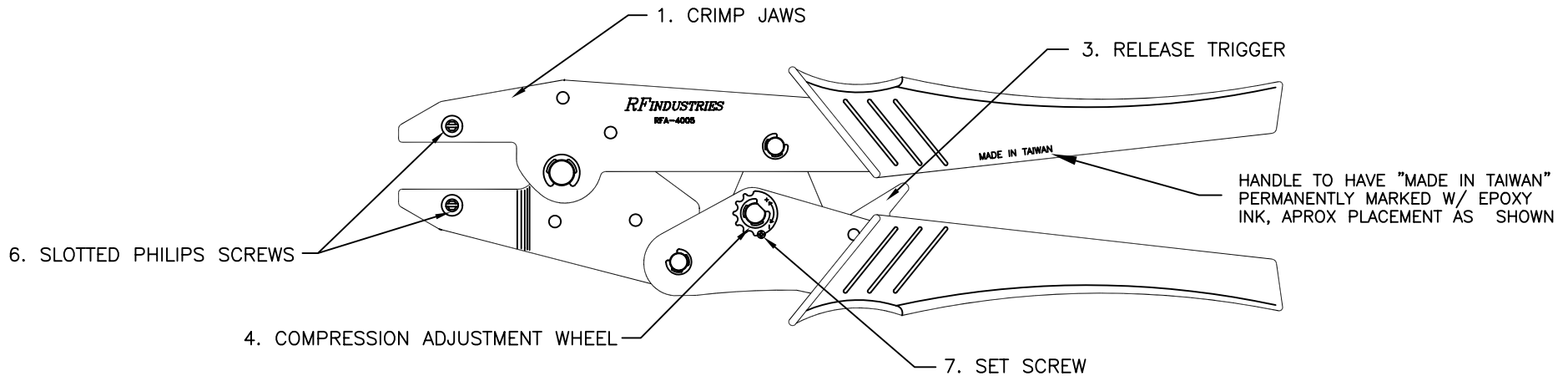


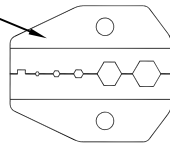
SPECIFICATION CONTROL DRAWING

REVISIONS

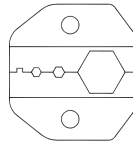
REV	DESCRIPTION	DATE	APPROVED
A	ENGINEERING RELEASE	4/21/92	J. BENZ
B	CHANGE FROM HEX TO SLOTTED SCREW	9/20/93	



2. CRIMP DIE SET

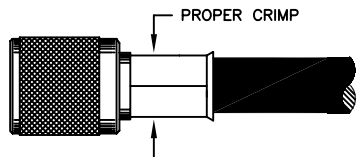


D-052



D-100

WARNING: THIS TOOL IS NOT INSULATED AGAINST ELECTRICAL SHOCK, AND SHOULD BE USED WITH ELECTRICALLY INSULATED GLOVES. THIS TOOL IS NOT TO BE USED FOR PURPOSES OTHER THAN INTENDED.



CORRECT



WRONG

DIMENSIONS ARE IN INCHES OVER MILLIMETERS.

TOLERANCES ARE:
 DECIMALS ANGLES
 .X ± .XXX ± ±1'
 .XX ± .XXXX ±

DRAWN	
C. JONES	4/21/92
CHECKED	
ISSUED	
J. BENZ	4/21/92
APPROVALS	DATE

RF connectors
 DIVISION OF RF INDUSTRIES, LTD.

7620 MIRAMAR RD
 BLDG 4100
 SAN DIEGO, CA 92126
 (619)549-6340
 (619)549-6345 FAX

RFA-4005-20

CRIMP TOOL

SIZE A	FSCM NO.	DWG NO. 7508B	REV B
SCALE: 2:1		CAD FILE ARC107\7508B	SHEET 1 OF 1