



specifications

Consumption	Lumen Output	Efficacy	Voltage	CRI	Lens	Base	Heat Sink	L70 hours	SP	Ambient Temp (F)	Power Factor	UL listing	THC	Beam Angle
36 W	5,040	140 lm / W	100 - 277 V ⚡	> 80	clear polycarbonate	E26	aluminum	50,000	6 KV	-40° - 113°	> 0.9	damp location	< 20%	omni-directional

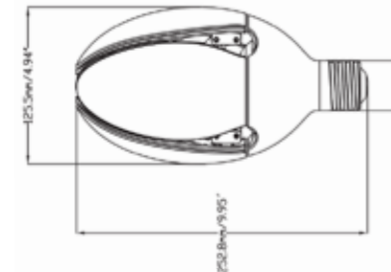
select your lamp

Part Number	Color Temp
GI-DSCC-D175-E26UL3	4000K
GI-DSCC-C175-E26UL3	5000K



other

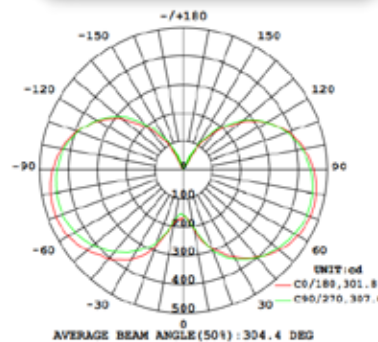
Dimensions	Warranty	Gross Weight	Case QTY
9.95" (L) x 4.94" (D)	6 years	3.66 lbs	4 pcs




Features

- No UV or IR radiation
- 50,000 hour LED lifespan based on IES LM-80 results and TM-21 calculations
- 80% energy savings compared to HID technology
- Suitable for use in dry or damp locations

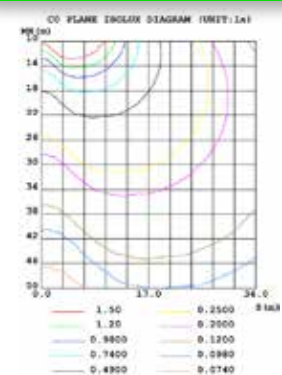
Luminous Intensity Distribution



Distance vs Illumination



Isolux Diagram



Not all product variations listed on this page may be DLC qualified. Visit www.designlights.org/search to confirm qualification.

