



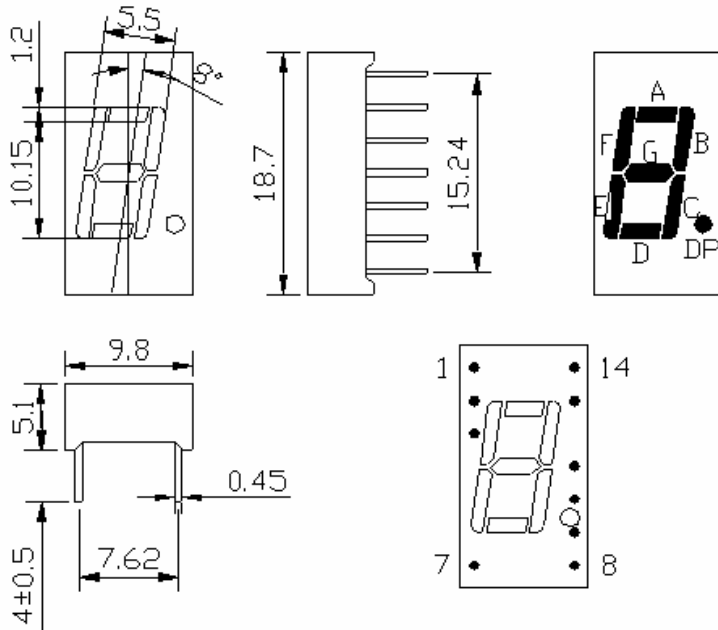
American Opto Plus LED

A401LR G/W

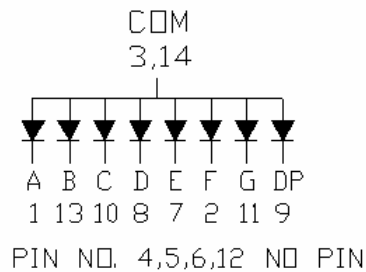
0.4" Single Digit Seven Segment Display

- ❖ 0.40inch (10.15 mm) height
- ❖ Low power consumption
- ❖ RoHS Compliance
- ❖ Case mold type

Package Dimensions



1. All Dimension in Millimeter.
2. Tolerance $\pm 0.25\text{mm}$ unless otherwise noted.





American Opto Plus LED

A401LR G/W

0.4" Single Digit Seven Segment Display

- ❖ 0.40inch (10.15 mm) height
- ❖ Low power consumption
- ❖ RoHS Compliance
- ❖ Case mold type

DEVICE SELECTION GUIDE

Part Number	Chip		Face / Segment
	Material	Emitted Color	
A 401LR G/W	AlGaAs / GaAs	Super Bright Red	Gray / White

ABSOLUTE MAXIMUM RATINGS

(Ta=25°C)

Parameter	Symbol	Max Rating	Unit
Power Dissipation per segment	PAD	48	mW
Peak Current per segment (1/10 Duty Cycle @1KHz)	IAF	100	mA
Continuous Forward Current per segment	IPF	25	mA
Reverse Voltage	VR	5.0	V
Operating Temperature Range	TOPR	-35~+85	°C
Storage Temperature Range	TSTG	-35~+85	°C

Solder temperature 1.6 mm from body for 3 seconds at 260°C

OPTICAL-ELECTRICAL CHARACTERISTICS

Parameter	Symbol	Test Condition	Min	Typ	Max	Unit
Ave. Luminous Intensity	IV	IF = 10mA	-	12000	-	μcd
Forward Voltage/segment	VF	IF = 10mA	-	1.8	2.2	V
Reverse Current/segment	IR	VR = 5V	-	-	10	uA
Spectrum Line Half-Width	Δλ	IF = 10mA	-	30	-	nm
Luminous Tolerance	IR	VR=5V	-	-	2:1	IF=20mA
Peak Wavelength	λp	IF = 10mA	-	655	-	nm



American Opto Plus LED

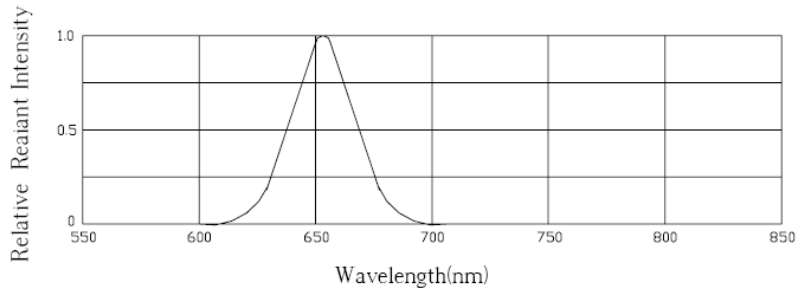
L401LR G/W

0.4" Single Digit Seven Segment Display

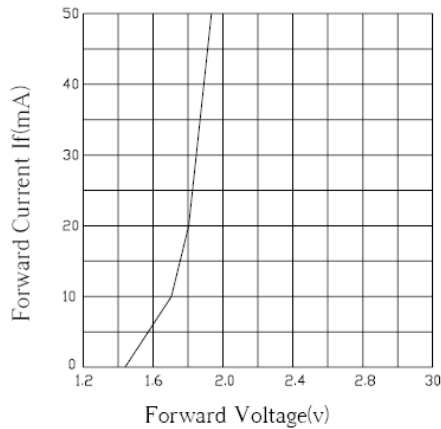
- ❖ 0.40inch (10.15 mm) height
- ❖ Low power consumption
- ❖ RoHS Compliance
- ❖ Case mold type

TYPICAL ELECTRO-OPTICAL CHARACTERISTIC CURVES: SUPER BRIGHT RED

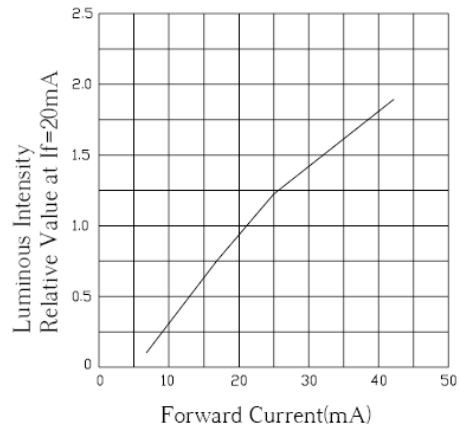
Relative Intensity VS Wavelength



Forward Current VS Forward Voltage



Relative Luminous Intensity VS Forward Current



Forward Current Derating Curve

