


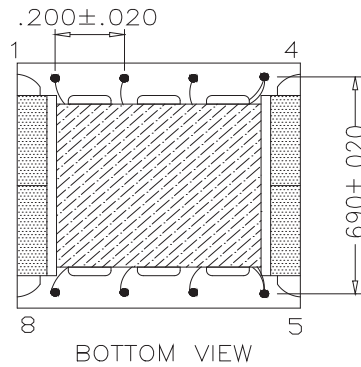
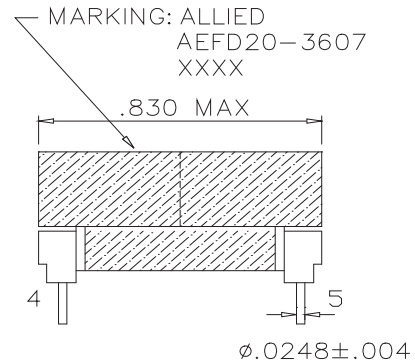
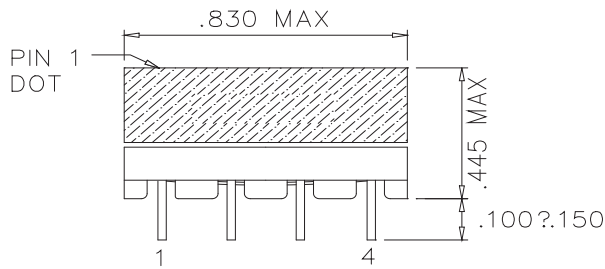


AEFD20 Transformer

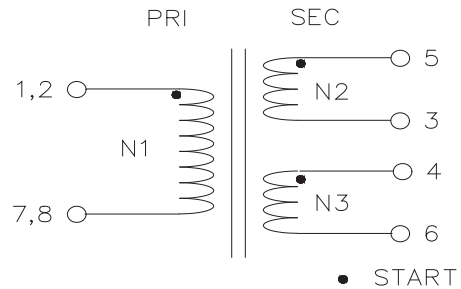
AEFD20-3607



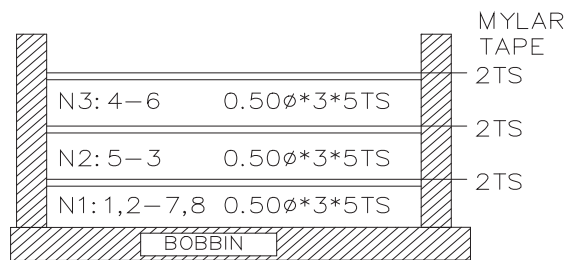
DIMENSION:
UNIT: inch



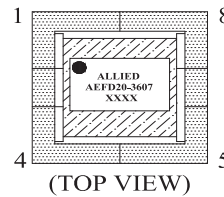
SCHEMATIC:



WINDING:



NOTE:
1.CORE FIX TAPE 2TS.
2.MARKING & DOT :



All specifications subject to change without notice.



ELECTRICAL SPECIFICATTONS:

1. INDUCTANCE: 500KHz/0.1V (HP-4284A)

1 – 8 : 500 nH \pm 10%. (SHORTED 1+2, SHORTED 7+8)

5 – 3 : 500 nH \pm 10%.

4 – 6 : 500 nH \pm 10%.

2. DCR: @20°C (CH-502A)

1 – 8 : 15 mOHM MAX. (SHORTED 1+2, SHORTED 7+8)

5 – 3 : 17 mOHM MAX.

4 – 6 : 15 mOHM MAX.

3. TURNS RATIO:

1 – 8 : 4 – 6 = 1.00 : 1.00 \pm 1%

1 – 8 : 5 – 3 = 1.00 : 1.00 \pm 1%

4. HI-POT TEST :

PIN1 TO PIN4 : (SHORTED 1+2, SHORTED 3+4)
AC 500V 3mA FOR 1 MINUTE or AC 625V 3mA FOR 1 SECOND.

PIN4 TO PIN5 :
AC 500V 3mA FOR 1 MINUTE or AC 625V 3mA FOR 1 SECOND.

5. INSULATION TEST:

PIN1 TO PIN4 & PIN5 & CORE : 100MOHM MIN BY DC 500V.

6. GAP : CORE CENTER GAP