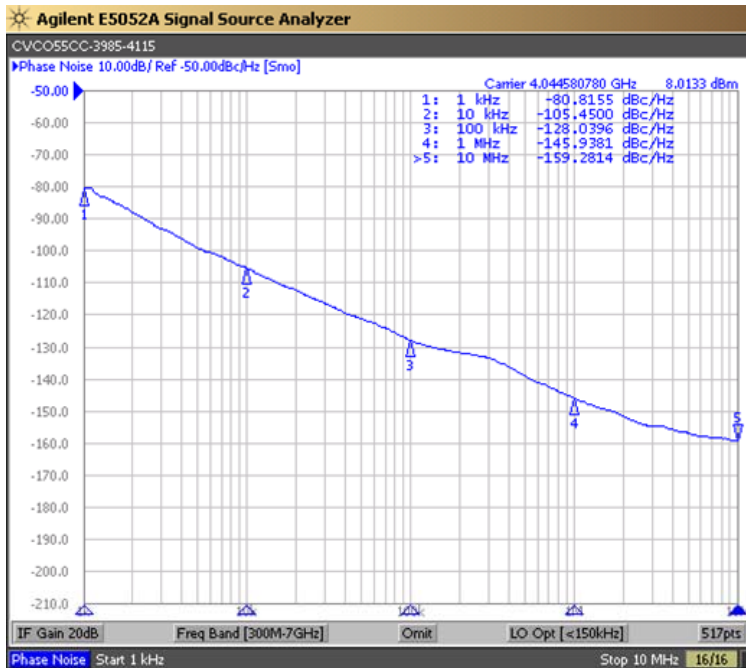


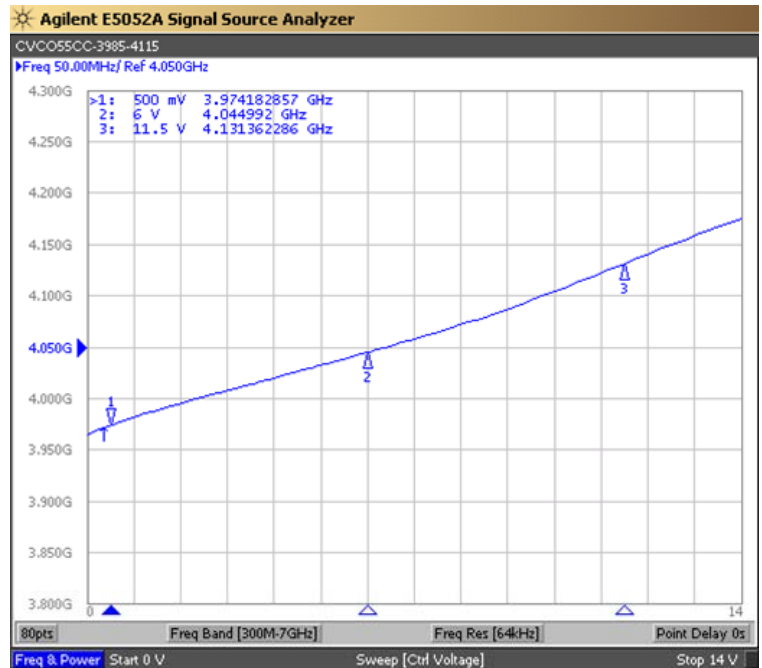


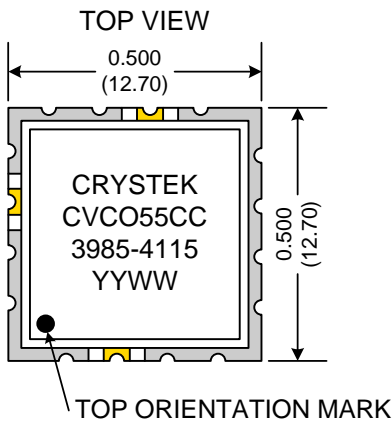
PERFORMANCE SPECIFICATION	MIN	TYP	MAX	UNITS
Lower Frequency:			3985	MHz
Upper Frequency:	4115			MHz
Tuning Voltage:	0.5		11.5	VDC
Supply Voltage:	11.4	12.0	12.6	VDC
Output Power:	+5.0	+7.0	+9.0	dBm
Supply Current:		35	43	mA
Harmonic Suppression (2 <sup>nd</sup> Harmonic):		-12	-8	dBc
Pushing:		1.0	2.0	MHz/V
Pulling, all Phases:		2.5	5.0	MHz pk-pk
Tuning Sensitivity:		20		MHz/V
Phase Noise @ 10kHz offset:		-105	-102	dBc/Hz
Phase Noise @ 100kHz offset:		-130	-124	dBc/Hz
Load Impedance:		50		$\Omega$
Input Capacitance:			5	pF
Operating Temperature Range:	-40		+85	$^{\circ}\text{C}$
Storage Temperature Range:	-45		+90	$^{\circ}\text{C}$

Phase Noise (1 Hz BW, Typical)



Tuning Curve (Typical)





Pad	Connection
2	Vt
10	RF-OUTPUT
14	Vcc
Others	GROUND

- Unless otherwise specified, Dimensions are in:  $\frac{IN}{(mm)}$
- Pad Location Dimensions are in: Inches

**TAPE AND REEL**



Drawing not to scale

**Product Control:**

Crystek Part Number:	CVCO55CC-3985-4115	Release Date:	27-Nov-2012
Revision Level:	C	Responsible:	C. Vales

Specification is subject to change without notice

Page 2 of 2