
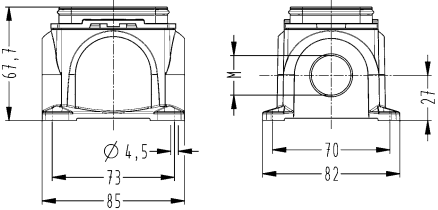

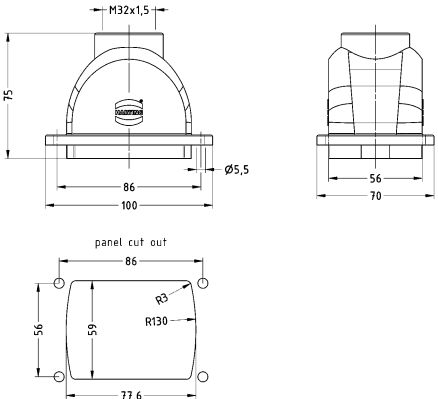



Identification	Cable entry	Part number	Drawing (dimensions in mm)
<p>Han-<i>Yellock</i>®, Surface mounted housing, incl. bulkhead mounted housings, Side entry, IP65, IP67</p> 	<p>1x M20 1x M25 1x M32 2x M20 2x M25 2x M32</p>	<p>11 12 300 1210 11 12 300 1211 11 12 300 1212 11 12 300 1214 11 12 300 1215 11 12 300 1216</p>	
<p>Han-<i>Yellock</i>®, Panel feed through housing, Top entry, IP65, IP67</p> 	<p>1x M32</p>	<p>11 12 300 1702</p>	
<p>Han-<i>Yellock</i>®, Protection cover, for bulkhead mounted housings, Thermoplastic, IP65, IP67</p> 		<p>11 12 300 5401</p>	