

specifications

Consumption	Lumen Output	CRI	Material	Ambient Temp (F)	L70 hours	Beam Angle	Efficacy	THD	Standard Finish	IP Rating	Dimmable
24 W	2,160	> 80	non-flammable polycarbonate body with internal aluminum heat sink	-4° - 104°	80,000	120°	90 lm /W	< 30%	white magnetic	20 damp location	yes triac

select your downlight fixture

Part Number	Color Temp	Voltage
GI-12DL-CCT130-ES4	 selectable	 120 V



Select your accessories*

12" Magnetic Trim Accessories Part Number		
Chrome	Matte Black	Satin Nickel
GI-ACC-12DLCR	GI-ACC-12DLMB	GI-ACC-12DLSN



other specifications

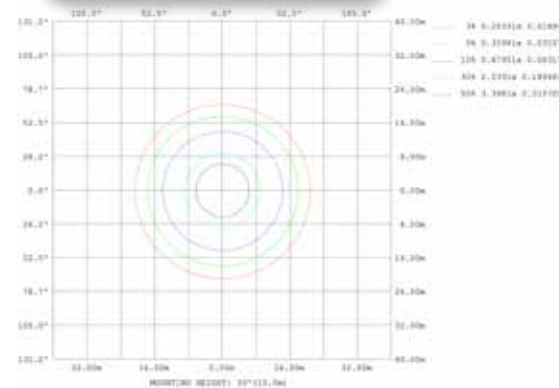
Dimensions	Warranty	Weight	Case QTY
12" (D) x 1/2" (H)	6 years	2.16 lbs	10 pcs




Features

- ▶ Can be surface mount with bracket or installed in a 6" can using spring clips
- ▶ Selectable (dip switch) color temperature allows you to choose having 3000K, 4000K or 5000K
- ▶ Magnetic optional trims in chrome, matte black or satin nickel finish

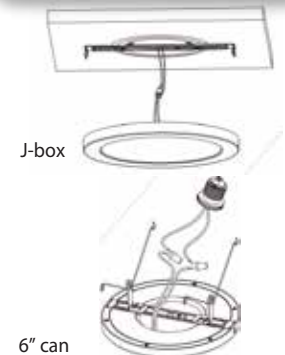
Isolux Diagram



Distance vs Illumination



Installation Diagram



Not all product variations listed on this page may be DLC qualified. Visit www.designlights.org/search to confirm qualification.

