




- Sockets
- Plug-in modules
- Retaining clip
- DIN-Rail mountable



Sockets - ES series

Technical data

1. Function

Plug-in socket for mounting industrial relays series RT on DIN-Rail TS 35. The use of retaining clips is possible for all socket types, plug-in modules can only be used in combination with sockets ES9 and ES12.

2. Mechanical design

Self-extinguishing plastic housing
 Mounted on DIN-Rail TS 35 according to EN 60715
 Mounting position: any
 Shockproof terminal connection according to VBG4 (Philips Gr.1),
 IP rating IP20
 Initial torque: 0.8Nm
 Terminal capacity:

- 1 x 0.5 to 2.5mm² with/without multicore cable end
- 1 x 4mm² without multicore cable end
- 2 x 0.5 to 1.5mm² with/without multicore cable end
- 2 x 2.5mm² flexibel without multicore cable end

3. Electrical data

Rated voltage: 300VAC
 Overvoltage resistance: >3000V

4. Ambient conditions

Ambiente temperature: -40°C to 85°C
 Relative humidity: 15% to 85%

5. Mounting

After fixing the socket on DIN rail the optional retaining clip has to be fixed on the socket. Next the optional plug-in module has to be inserted. At last the relay can be placed and locked by the retaining clip.

6. Plug-in modules

Plug-in modules can only be used in combination with sockets ES9 und ES12 .

Modul	Function
Typee 11	recovery diode 6-220VDC (+A2, -A1)
Typee 21	recovery diode 6-220VDC (-A2, +A1)
Typee 31	LED and recovery diode 6-24VDC (+A2, -A1)
Typee 41	LED and recovery diode 6-24VDC (-A2, +A1)
Typee 51	RC-element 110-230VAC
Typee 61	LED 6-24V AC/DC
Typee 71	Varistor 24VAC
Typee 81	Varistor 230VAC
Typee 91	LED 110-230V AC/DC
COM3T*	timer (multifunktion) 24 to 240V AC/DC

In combination with COM3T the RT relay acts as timer. See data sheet COM3T.

7. Retaining clip

HB/RT

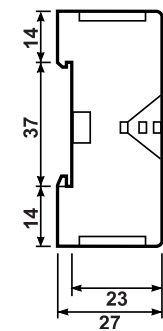
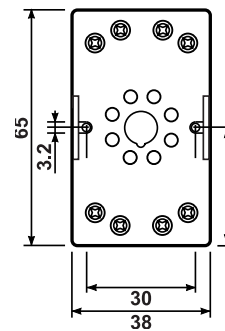
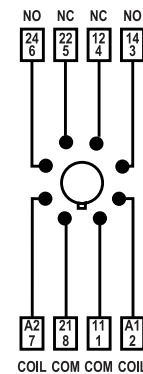
Metal clip

8. Designation label

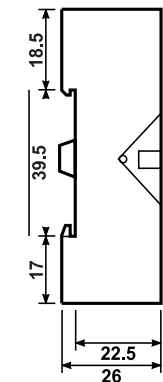
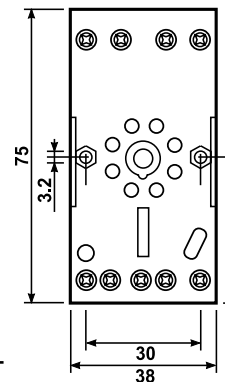
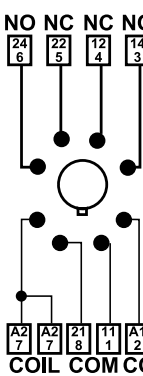
Integrated

9. Connections and dimensions

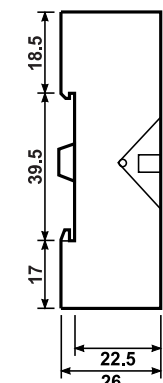
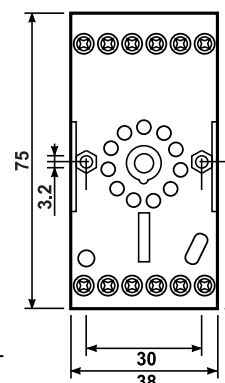
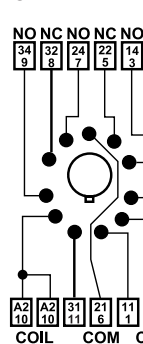
ES 8



ES 9



ES 12



Sockets - R11X series

Technical data

1. Function

Socket for mounting industrial relays series RT on DIN-Rail TS 35. The use of retaining clips is possible.

2. Mechanical design

Self-extinguishing plastic housing

Mounted on DIN-Rail TS 35 according to EN 60715

Mounting position: any

Shockproof terminal connection according to VBG4 (Philips Gr.1),

IP rating IP20

Initial torque: 0.8Nm

Terminal capacity:

1 x 0.5 to 2.5mm² with/without multicore cable end

1 x 4mm² without multicore cable end

2 x 0.5 to 1.5mm² with/without multicore cable end

2 x 2.5mm² flexible without multicore cable end

3. Electrical data

Rated voltage: 300VAC

Overvoltage resistance: >3000V

4. Ambient conditions

Ambient temperature: -40°C to 85°C

Relative humidity: 15% to 85%

5. Mounting

After fixing the socket on DIN rail the optional retaining clip has to be fixed on the socket. Next the relay can be placed and locked by the retaining clip.

6. Plug-in module

The use of optional plug-in module is not possible for this socket.

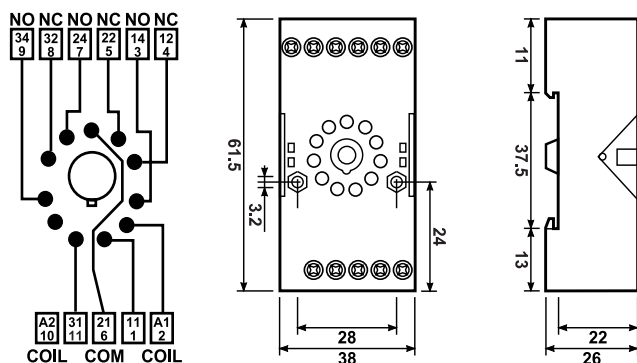
7. Retaining clip

HB/RSS214 Metal clip

8. Designation label

Included.

9. Connections and dimensions



RELEASE 2013/11

Subject to alterations and errors