



Data Sheet

Cam Switch



Rishabh's New Rish Cam I,C,M &INS rotary cam Switches offer a complete range of cam switches for control, Instrumentation and motor starting applications , maximizing the benefits and optimizing your use of asset.

- Rish Cam 6A
- Rish Cam 10A
- Rish Cam 16A
- Rish Cam 20A
- Rish Cam 25A
- Rish Cam 32A
- Rish Cam 40A
- Rish Cam 63A
- Rish Cam 100A
- Rish Cam 200A



Measure




Control



Record



Analyze



Product Features

- **Compact Size :**
Different contact design , contact material & terminals allows us to make them compact.
- **Reliable Design :**
These switches are tested in various laboratories as per National and International standards for performance and user safety.
- **Multi Pole :**
Multi pole design with multiple stacks gives freedom to user to use same switch in different/multiple application
- **Quick & Easy Installation :**
Captive +/- screw save installation time. The integrated screw driver guides (available up to 20A) make the use of motorised screw driver easy & stable.Lug terminals for connecting cable clamps & crimp plugs available for all sizes.
- **High Protection Class :**
IP 50 protection class from front for complete cam switch range to eliminate the risk of touching live parts without adding any without adding any protective covers.

Application

- **Isolator :**
In order to isolate a particular area of the operation,this isolator switches are used.Isolator are basically ON-OFF switches.They are available in wide range of 1 pole to 12 poles in 1 to 6 stages. Isolators are widely used in mains circuit,motor ON-OFF & other special applications.
- **Changeover :**
In order to change a particular area of the operation,this changeover switches are used.They are available in wide range of 1 pole to 6 poles in 1 to 6 stages. Changeover switches are widely used in auto/manual changeovers , distribution panels , UPS & other special applications.
- **Multi-Step :**
In order to connect the different circuits in a common supply or vice-versa , this multi-step switches are used. These switches can also be called as Pole-Way Switches,as they generally described by poles and ways.It has countless applications for instance, tap changing switch for stabilizer.They are available upto 1 pole & 12 ways with 6 stages.
- **Selector :**
In order to measure the current in the circuit or the voltage drop across the circuit,this instrumental switches are used.To measure the current ammeter selector switch is used and for voltage measurement voltmeter selector switch is used. This switches are connected to metering unit.
- A focused standard range of Rish Cam Series Rotary Cam Switches cover most applications with different contact design,contact material and terminal allow their use as a control switches , instrumentation switches and motor control switches,as well as in electronic circuitry and in an aggressive environment according to IEC/EN 60947-1, 60947-3 and 60947-5-1.



Measure



Control



Record

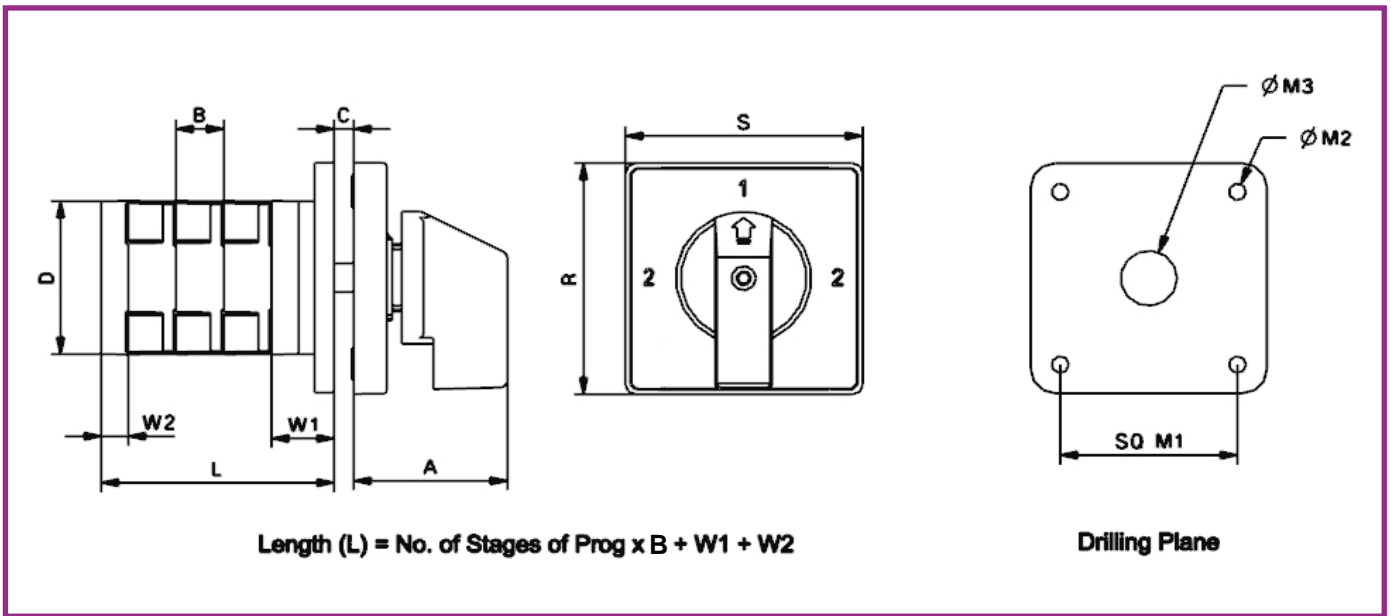


Analyze

Data Sheet

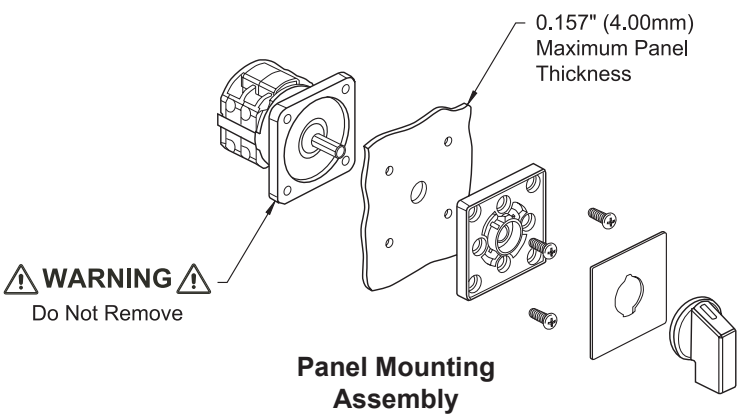
Cam Switch

Rotary Cam Switches Dimensional Details



Type	A	B	C _(Max.)	D	M1	M2	M3	R	S	W1	W2
Rish Cam 6A	29	9.7	4	32	36	4	8	48	48	13	7
Rish Cam 10A	29	9.5	4	43	36	4	7	60	48	19	5
Rish Cam 16A	29	9.5	4	43	36	4	7	60	48	19	5
Rish Cam 20A	29	9.5	4	43	36	4	7	60	48	19	5
Rish Cam 25A	34	14.3	4	53	48	4	12	64	64	24	6.2
Rish Cam 32A	34	14.3	4	53	48	4	12	64	64	24	6.2
Rish Cam 40A	34	14.3	4	53	48	4	12	64	64	24	6.2
Rish Cam 63A	34	14.3	4	53	48	4	12	64	64	24	6.2
Rish Cam 100A	49	29	4	88	68	5.5	18	88	88	27	7
Rish Cam 200A	49	29	4	88	68	5.5	18	88	88	27	7

Installation



AC Duty Ratings

Category	Typical AC Application
AC-1	Non-Inductive or slightly inductive loads, Resistance furnaces
AC-3	Squirrel-cage motors: starting switching off motors during running
AC-15	Control of AC electromagnetic loads.
AC-21-A	Switching of resistive loads, including moderate overloads (frequent switching)
AC-23-A	Switching of motor loads or other highly inductive loads (frequent switching)

All the dimensions are in mm.



Measure



Control



Record



Analyze

Data Sheet

Cam Switch

Technical Data

Conformance to standards :		Operating Conditions :		Switch Life :								
European : IEC 60947-1 IEC 60947-3 IEC 60947-5 CE Indian : IS 13947-1/3/5		Frequency : 50/60 Hz Operating Temp. : -25°C to 60°C Over voltage category : III Storage : -40°C to 80°C Max. Altitude : 2000 m IP: 50 Front		Mechanical Life : 1 Lac operations @ 300 Cycles/hr Electrical Life : 10,000 operations @ 100% Rated duty at 120 cycles/hr Contacts : Double break type AgNi Double break type AgCdO								
Parameter		Unit	6A	10A	16A	20A	25A	32A	40A	63A	100A	200A
Rated operational voltage (Ue)		V	440	440	690	690	690	690	690	690	690	690
Rated Insulation voltage (Ui)		V	440	440	690	690	690	690	690	690	690	690
Rated operational current (Ie)		A	6	10	16	20	25	32	40	63	100	200
Conventional free air thermal current (Ith)		A	6	10	16	20	25	32	40	63	100	200
Rated short time withstand current (Icw)	(1s- Current)	A	72	120	192 *	240 *	300	384	480	756	1200	2400
Rated Impulse withstand voltage (Uimp)		KV	4	4	4	4	6	6	6	6	6	6
Rated Fuse short circuit current		KA	3	3	5	5	10	10	10	10	15	25
Fuse size (Type gG /gM)		A	6	10	16	20	25	32	50	63	100	200
AC23A 3phase	220-240V	KW	1.1	1.8	3	3.7	4.7	5.5	7.5	11	22	22
	380-440V	KW	1.8	3	5.5	7.5	7.5	11	15	18.5	37	37
	500V	KW	-	-	5.5	7.5	11	15	18.5	22	45	45
	660-690V	KW	-	-	5.5	7.5	11	15	18.5	22	45	45
AC23A 1phase	110V	KW	0.25	0.37	0.55	0.75	1.5	2.2	2.2	3	-	-
	220-240V	KW	0.5	0.75	1.5	2.2	3	3.7	5.5	7.5	-	-
	380-440V	KW	0.75	1.1	2.2	3.7	5.5	7.5	7.5	11	-	-
AC3 3phase	220-240V	KW	1.1	1.5	3	3	4.7	5.5	7.5	11	22	22
	380-440V	KW	1.8	2.2	5.5	5.5	7.5	11	15	18.5	37	37
	500V	KW	-	-	5.5	5.5	11	15	18.5	22	45	45
	600-690V	KW	-	-	5.5	5.5	11	15	18.5	22	45	45
AC3 1phase	110V	KW	0.25	0.3	0.55	0.6	1.5	2.2	2.2	3	-	-
	220-240V	KW	0.5	0.55	1.5	2.2	3	3.7	5.5	7.5	-	-
	380-440V	KW	0.75	0.75	2.5	3	5.5	7.5	7.5	11	-	-
AC21A/AC1		A	6	10	16	20	25	32	40	63	100	200
AC15	220-240V	A	2	2.5	5	5	8	14	16	16	20	-
	380-440V	A	1	1.5	4	4	5	6	7	7	10	-
Terminal cross -section												
Single / Multiple(Prepared with lug)	Min	mm ²	1	0.7	1.5	1.5	2.5	2.5	4	4	10	10
	Max	mm ²	1.5	1.5	4	4	4	6	10	16	35	70
Fine strand with sleeve(Prepared with lug)	Min	mm ²	1	0.7	1	1	1.5	1.5	2.5	2.5	10	10
	Max	mm ²	1.5	1.5	2.5	2.5	4	4	6	16	35	50
Terminal screw		Metric	M3	M3	M3	M3	M4	M4	M4	M4	M10	M10
Terminal tightening torque		Nm	0.8	0.8	0.8	0.8	1.2	1.2	1.2	1.2	2.5	2.5

* Rated short time withstand current (0.5s- current)



Measure



Control



Record



Analyze

Data Sheet

Cam Switch

RISHCAM

FEATURES

- COMPACT & RELIABLE
- MULTIPOLE
- EASY INSTALLATION
- TERMINAL SCREWS WITH FIXED CLAMP

APPLICATIONS

- MAINS SWITCHING
- BREAKER CONTROL
- COOLANT PUMPS
- CONTROL CIRCUITS
- INSTRUMENTATION
- ISOLATORS
- CHANGEOVER SWITCH

RISHCAM-I

- RISHCAM-I60 (Isolators 60D Rotation)
- RISHCAM-I90 (Isolators 90D Rotation)
- RISHCAM-I90 CR (Isolators 90D Complete Rotation)
- RISHCAM-I45 (Isolators 45 D)

RISHCAM-C

- RISHCAM-COFF 60 (Change over with Off 60 D Rotation)
- RISHCAM-COFF 90 (Change over with Off 90 D Rotation)
- RISHCAM-CWOFF 90 (Change over with out Off 90 D Rotation)
- RISHCAM-PC 90 (Phase Change over 90 D Rotation)

RISHCAM-M

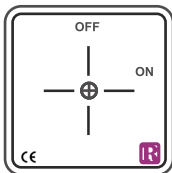
- RISHCAM-MOFF (3W) (Multi step with Off 3 Way)
- RISHCAM-MOFF (4W) (Multi step with Off 4 Way)
- RISHCAM-MOFF (5W) (Multi step with Off 5 Way)
- RISHCAM-MOFF (6W) (Multi step with Off 6 Way)
- RISHCAM-MOFF (7W) (Multi step with Off 7 Way)
- RISHCAM-MOFF (8W) (Multi step with Off 8 Way)

- RISHCAM-MOFF (9 W) (Multi step with Off 9 Way)
- RISHCAM-MOFF (10 W) (Multi step with Off 10 Way)
- RISHCAM-MOFF (11 W) (Multi step with Off 11Way)
- RISHCAM-MWOFF (3 W) (Multi step without Off 3 Way)
- RISHCAM-MWOFF(4 W) (Multi step without Off 4 Way)
- RISHCAM-MWOFF(5 W) (Multi step without Off 5 Way)
- RISHCAM-MWOFF(6 W) (Multi step without Off 6 Way)
- RISHCAM-MWOFF(7 W) (Multi step without Off 7 Way)
- RISHCAM-MWOFF(8 W) (Multi step without Off 8 Way)
- RISHCAM-MWOFF(9 W) (Multi step without Off 9 Way)
- RISHCAM-MWOFF(10 W) (Multi step without Off 10 Way)
- RISHCAM-MWOFF(11 W) (Multi step without Off 11 Way)
- RISHCAM-MWOFF(12 W) (Multi step without Off 12 Way)

RISHCAM-INS

- RISHCAM-AMP (Ammeter Selector Switch)
- RISHCAM-VOLT (Voltmeter Selector Switch)

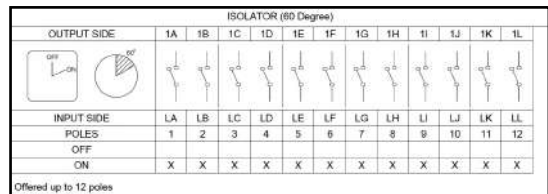
ISOLATORS



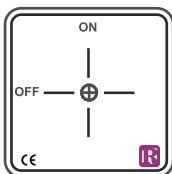
RISHCAM-I60

DESCRIPTION	CURRENT RATING									
	6A	10A	16A	20A	25A	32A	40A	63A	100A	200A
1P ON-OFF	*	*	*	*	*	*	*	*	*	*
2P ON-OFF	*	*	*	*	*	*	*	*	*	*
3P ON-OFF	*	*	*	*	*	*	*	*	*	*

OFFERED UP TO 12 POLES



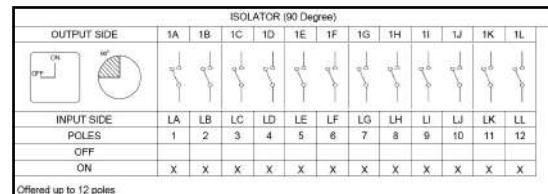
Offered up to 12 poles



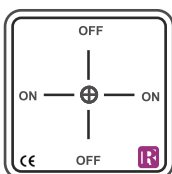
RISHCAM-I90

DESCRIPTION	CURRENT RATING									
	6A	10A	16A	20A	25A	32A	40A	63A	100A	200A
1P ON-OFF	*	*	*	*	*	*	*	*	*	*
2P ON-OFF	*	*	*	*	*	*	*	*	*	*
3P ON-OFF	*	*	*	*	*	*	*	*	*	*

Offered Up To 12 Poles




Offered up to 12 poles



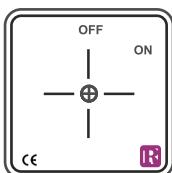
RISHCAM-I90CR

DESCRIPTION	CURRENT RATING									
	6A	10A	16A	20A	25A	32A	40A	63A	100A	200A
1P ON-OFF	*	*	*	*	*	*	*	*	*	*
2P ON-OFF	*	*	*	*	*	*	*	*	*	*
3P ON-OFF	*	*	*	*	*	*	*	*	*	*

Offered Up To 12 Poles



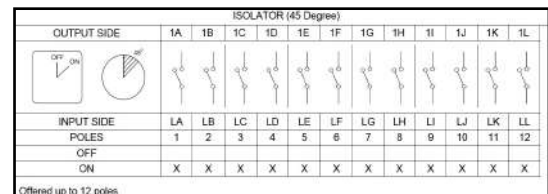
Offered up to 12 poles



RISHCAM-I45

DESCRIPTION	CURRENT RATING									
	6A	10A	16A	20A	25A	32A	40A	63A	100A	200A
1P ON-OFF	*	*	*	*	*	*	*	*	-	-
2P ON-OFF	*	*	*	*	*	*	*	*	-	-
3P ON-OFF	*	*	*	*	*	*	*	*	-	-

Offered Up To 12 Poles



Offered up to 12 poles



Measure



Control



Record



Analyze

Data Sheet

Cam Switch

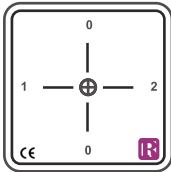
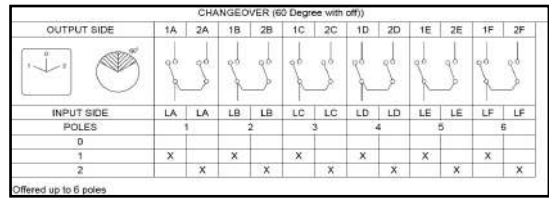
CHANGEOVER



RISHCAM-COFF 60

DESCRIPTION	CURRENT RATING									
	6A	10A	16A	20A	25A	32A	40A	63A	100A	200A
1P 2W - OFF	*	*	*	*	*	*	*	*	*	*
2P 2W - OFF	*	*	*	*	*	*	*	*	*	*
3P 2W - OFF	*	*	*	*	*	*	*	*	*	*

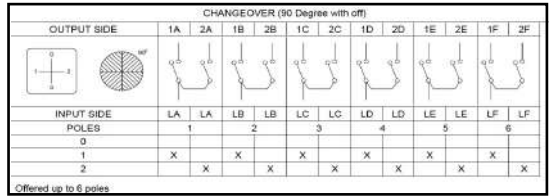
OFFERED UP TO 6 POLES



RISHCAM-COFF90

DESCRIPTION	CURRENT RATING									
	6A	10A	16A	20A	25A	32A	40A	63A	100A	200A
1P 2W - OFF	*	*	*	*	*	*	*	*	*	*
2P 2W - OFF	*	*	*	*	*	*	*	*	*	*
3P 2W - OFF	*	*	*	*	*	*	*	*	*	*

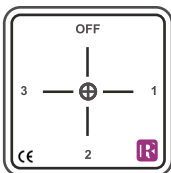
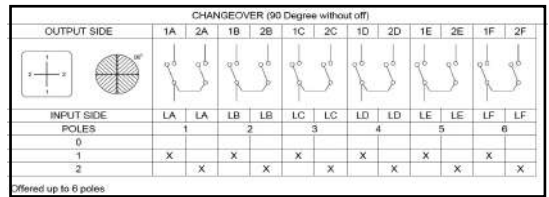
Offered Up To 6 Poles



RISHCAM-CWOFF90

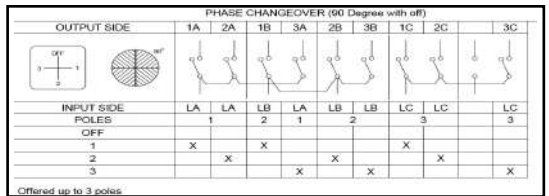
DESCRIPTION	CURRENT RATING									
	6A	10A	16A	20A	25A	32A	40A	63A	100A	200A
1P 2W - WOFF	*	*	*	*	*	*	*	*	*	*
2P 2W - WOFF	*	*	*	*	*	*	*	*	*	*
3P 2W - WOFF	*	*	*	*	*	*	*	*	*	*

Offered Up To 6 Poles



RISHCAM-PCF90

DESCRIPTION	CURRENT RATING									
	6A	10A	16A	20A	25A	32A	40A	63A	100A	200A
1P 3W - OFF	*	*	*	*	*	*	*	*	*	*
2P 3W - OFF	*	*	*	*	*	*	*	*	*	*
3P 3W - OFF	*	*	*	*	*	*	*	*	*	*


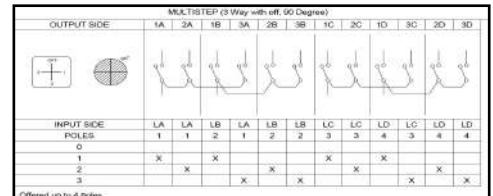


MULTI-STEP




RISHCAM-MOFF (3 WAY)

DESCRIPTION	CURRENT RATING									
	6A	10A	16A	20A	25A	32A	40A	63A	100A	200A
1P 3W - OFF	*	*	*	*	*	*	*	*	*	*
2P 3W - OFF	*	*	*	*	*	*	*	*	*	*
3P 3W - OFF	*	*	*	*	*	*	*	*	*	*
4P 3W - OFF	*	*	*	*	*	*	*	*	*	*



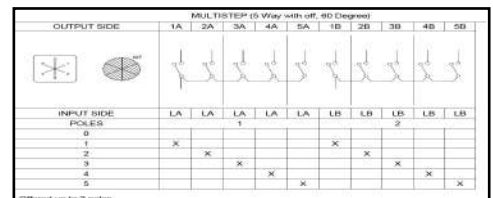
RISHCAM-MOFF (4 WAY)

DESCRIPTION	CURRENT RATING									
	6A	10A	16A	20A	25A	32A	40A	63A	100A	200A
1P 4W - OFF	*	*	*	*	*	*	*	*	*	*
2P 4W - OFF	*	*	*	*	*	*	*	*	*	*
3P 4W - OFF	*	*	*	*	*	*	*	*	*	*



RISHCAM-MOFF (5 WAY)

DESCRIPTION	CURRENT RATING									
	6A	10A	16A	20A	25A	32A	40A	63A	100A	200A
1P 5W - OFF	*	*	*	*	*	*	*	*	*	*
2P 5W - OFF	*	*	*	*	*	*	*	*	*	*



Measure



Control



Record



Analyze

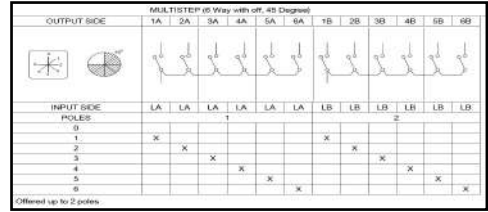
Data Sheet

Cam Switch



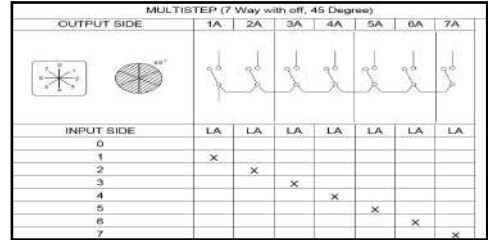
RISHCAM-MOFF (6 WAY)

DESCRIPTION	CURRENT RATING									
	6A	10A	16A	20A	25A	32A	40A	63A	100A	200A
1P 6W - OFF	*	*	*	*	*	*	*	*	*	*
2P 6W - OFF	*	*	*	*	*	*	*	*	*	*



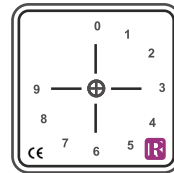
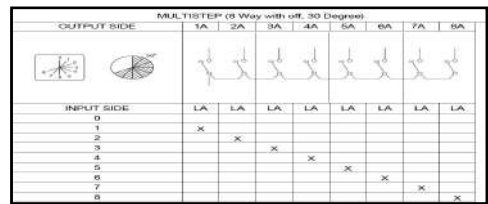
RISHCAM-MOFF (7 WAY)

DESCRIPTION	CURRENT RATING									
	6A	10A	16A	20A	25A	32A	40A	63A	100A	200A
1P 7W - OFF	*	*	*	*	*	*	*	*	*	-





RISHCAM-MOFF (8 WAY)

DESCRIPTION	CURRENT RATING									
	6A	10A	16A	20A	25A	32A	40A	63A	100A	200A
1P 8W - OFF	*	*	*	*	-	-	-	-	-	-



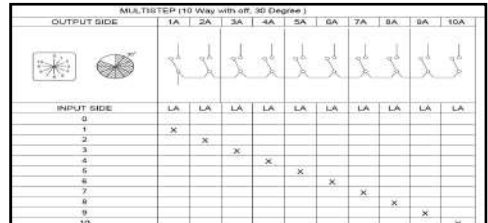
RISHCAM-MOFF (9 WAY)

DESCRIPTION	CURRENT RATING									
	6A	10A	16A	20A	25A	32A	40A	63A	100A	200A
1P 9W - OFF	*	*	*	*	-	-	-	-	-	-




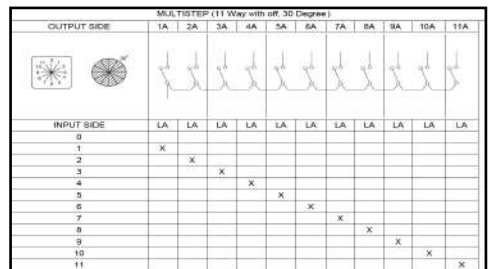
RISHCAM-MOFF (10 WAY)

DESCRIPTION	CURRENT RATING									
	6A	10A	16A	20A	25A	32A	40A	63A	100A	200A
1P 10W - OFF	*	*	*	*	-	-	-	-	-	-



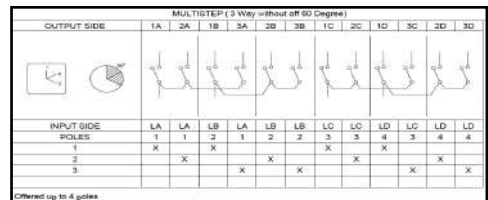
RISHCAM-MOFF (11 WAY)

DESCRIPTION	CURRENT RATING									
	6A	10A	16A	20A	25A	32A	40A	63A	100A	200A
1P 11W - OFF	*	*	*	*	-	-	-	-	-	-



RISHCAM-MWOFF (3 WAY)

DESCRIPTION	CURRENT RATING									
	6A	10A	16A	20A	25A	32A	40A	63A	100A	200A
1P 3W - WOFF	*	*	*	*	*	*	*	*	*	*
2P 3W - WOFF	*	*	*	*	*	*	*	*	*	*
3P 3W - WOFF	*	*	*	*	*	*	*	*	*	*
4P 3W - WOFF	*	*	*	*	*	*	*	*	*	*



Measure



Control




Record



Analyze


Data Sheet

Cam Switch



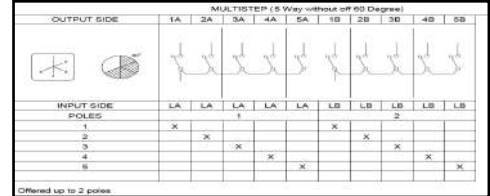
RISHCAM MWOFF (4 WAY)

DESCRIPTION	CURRENT RATING									
	6A	10A	16A	20A	25A	32A	40A	63A	100A	200A
1P 4W - WOFF	*	*	*	*	*	*	*	*	*	*
2P 4W - WOFF	*	*	*	*	*	*	*	*	*	*
3P 4W - WOFF	*	*	*	*	*	*	*	*	*	*




RISHCAM-MWOFF (5 WAY)

DESCRIPTION	CURRENT RATING									
	6A	10A	16A	20A	25A	32A	40A	63A	100A	200A
1P 5W - WOFF	*	*	*	*	*	*	*	*	*	*
2P 5W - WOFF	*	*	*	*	*	*	*	*	*	*



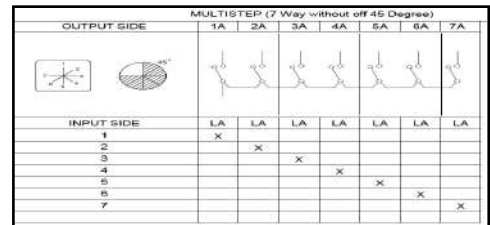
RISHCAM-MWOFF (6 WAY)

DESCRIPTION	CURRENT RATING									
	6A	10A	16A	20A	25A	32A	40A	63A	100A	200A
1P 6W - WOFF	*	*	*	*	*	*	*	*	*	*
2P 6W - WOFF	*	*	*	*	*	*	*	*	*	*



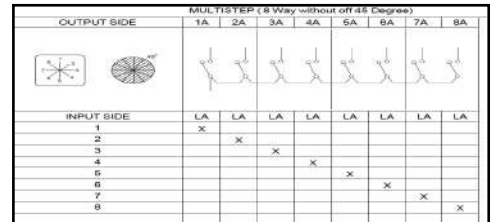
RISHCAM-MWOFF (7 WAY)

DESCRIPTION	CURRENT RATING									
	6A	10A	16A	20A	25A	32A	40A	63A	100A	200A
1P 7W - WOFF	*	*	*	*	*	*	*	*	-	-



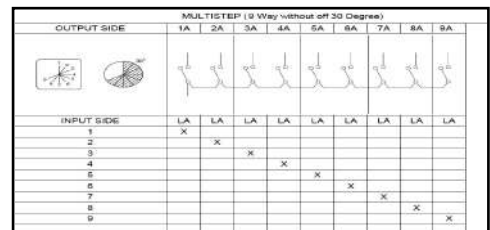
RISHCAM-MWOFF (8 WAY)

DESCRIPTION	CURRENT RATING									
	6A	10A	16A	20A	25A	32A	40A	63A	100A	200A
1P 8W - WOFF	*	*	*	*	*	*	*	*	-	-



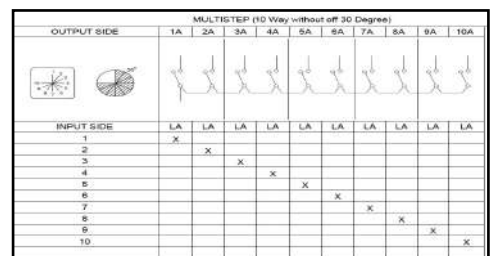
RISHCAM-MWOFF (9 WAY)

DESCRIPTION	CURRENT RATING									
	6A	10A	16A	20A	25A	32A	40A	63A	100A	200A
1P 9W - WOFF	*	*	*	*	-	-	-	-	-	-



RISHCAM-MWOFF (10 WAY)

DESCRIPTION	CURRENT RATING									
	6A	10A	16A	20A	25A	32A	40A	63A	100A	200A
1P 10W - WOFF	*	*	*	*	-	-	-	-	-	-



Measure



Control



Record



Analyze


Data Sheet

Cam Switch



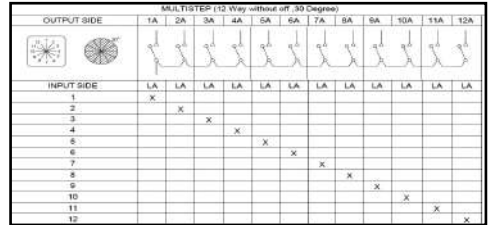
RISHCAM MWOFF (11 WAY)

DESCRIPTION	CURRENT RATING									
	6A	10A	16A	20A	25A	32A	40A	63A	100A	200A
1P 11W - WOFF	*	*	*	*	-	-	-	-	-	-

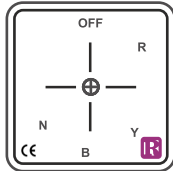


RISHCAM-MWOFF (12 WAY)

DESCRIPTION	CURRENT RATING									
	6A	10A	16A	20A	25A	32A	40A	63A	100A	200A
1P 12W - WOFF	*	*	*	*	-	-	-	-	-	-

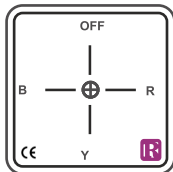
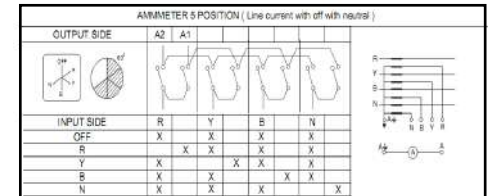


SELECTOR SWITCHES



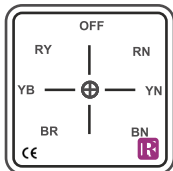
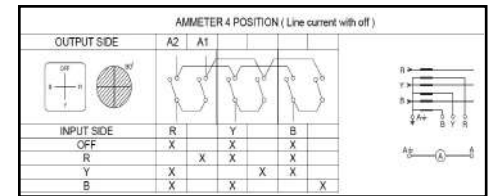
AMMETER SELECTOR SWITCH

DESCRIPTION	CURRENT RATING									
	6A	10A	16A	20A	25A	32A	40A	63A	100A	200A
Line Currents with Off	*	*	*	*	-	-	-	-	-	-



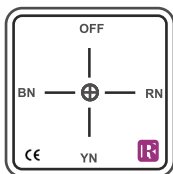
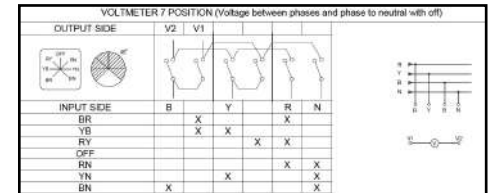
AMMETER SELECTOR SWITCH

DESCRIPTION	CURRENT RATING									
	6A	10A	16A	20A	25A	32A	40A	63A	100A	200A
Line Currents with Off	*	*	*	*	-	-	-	-	-	-



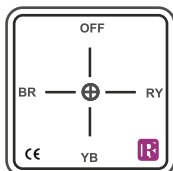
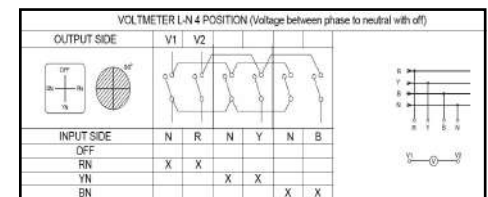
VOLTMETER SELECTOR SWITCH

DESCRIPTION	CURRENT RATING									
	6A	10A	16A	20A	25A	32A	40A	63A	100A	200A
Voltage Between Phases & Individual Phases to neutral with Off	*	*	*	*	-	-	-	-	-	-



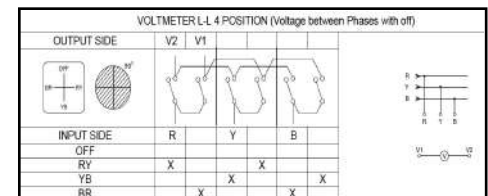
VOLTMETER SELECTOR SWITCH

DESCRIPTION	CURRENT RATING									
	6A	10A	16A	20A	25A	32A	40A	63A	100A	200A
Voltage Between Phase to neutral with Off	*	*	*	*	-	-	-	-	-	-



VOLTMETER SELECTOR SWITCH

DESCRIPTION	CURRENT RATING									
	6A	10A	16A	20A	25A	32A	40A	63A	100A	200A
Voltage Between Phases with Off	*	*	*	*	-	-	-	-	-	-



Measure



Control



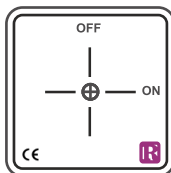
Record



Analyze

Ordering Information

CSTX CST1: Changeover CST2: Multi Step CST3: Isolator CST4: Instrument Switches	X	X	X	X	X	XX	X	X	X	X	XX
Ampere Code 1 : 6A B : 10 A C : 16 A J : 20 A D : 25 A E : 32 A F : 40 A G : 63 A H : 100 A I : 200 A	1 B C J D E F G H I										
Angle 3 : 30 4 : 45 6 : 60 9 : 90		3 4 6 9									
Ammeter / voltmeter 1 : Ammeter R Y B 90 Degree 2 : Ammeter R Y B N 60 Degree 3 : Voltmeter 7 Position RY YB BR O RN YN BN 4 : Voltmeter RY YB BR O 5 : Voltmeter RN YN BN O 0 : N.A.			1 2 3 4 5 0								
Rotation Angle T : 360 Degree rotation angle L : Less than 360 Degree rotation angle				T L							
Pole 1...9 : 1...9 Pole A : 10 Pole B : 11 Pole C : 12 Pole				1...9 A B C							
No. of ways 01...12 : 1...12 ways For Isolator Switch					01...12 XX						
OFF/W w : without OFF O : with OFF					w O						
knob shape F : Flang Shape					F						
Front plate & knob colour A : Silver & Black Y : Yellow & Red								A Y			
Blank									0		
Customer Specification											00



Sr. No.	Ordering Code	Description
1	CST1-B60T102OFA000	CHANGEOVER 10 A 60D 1P 2W O
1	CST2-J90T202WFG000	Multi Step 20 A 90D 2P 2W W



Measure



Control



Record



Analyze



RISHABH



Measure



Control



Record



Analyze

RISHABH INSTRUMENTS PVT. LTD.

Trishala Unit, C-6, NICE Area, MIDC, Satpur, Nashik - 422007, India.

Tel: +91 253 2202371 / 028 | Fax: +91 253 2351064 | E-mail: marketing@rishabh.co.in | www.rishabh.co.in