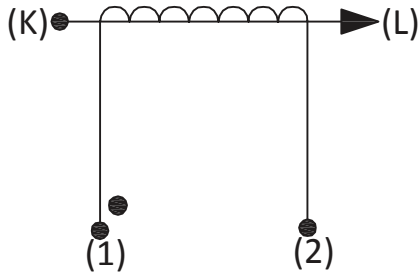


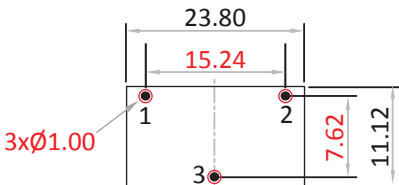
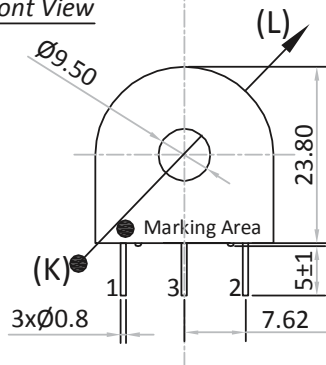


Product Type	Current Transformer
AMGIS Part Number	CT1020

**SCHEMATIC:****ELECTRICAL SPECIFICATION:**

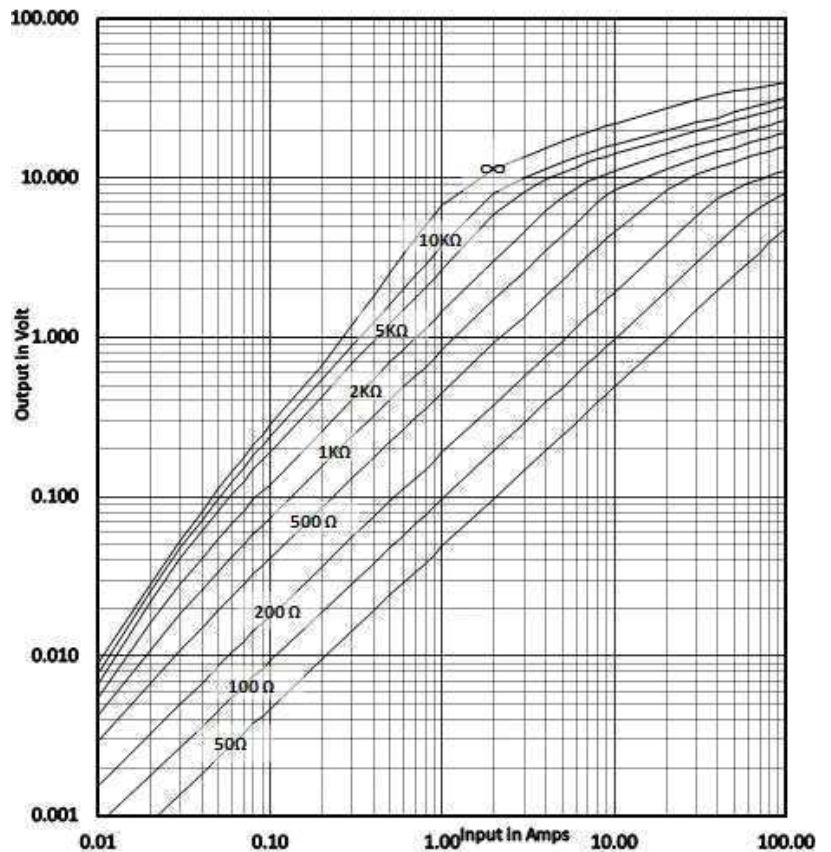
Rated input current	= 20Amps
Primary to Secondary isolation	= 2500VAC
Operating Frequency	= 50 / 60 Hz
Turns Ratio	= 1 : 1000
DC Resistance	= 41.80 $\Omega$
Output Voltage	= 2.0V @ 20A / 100 $\Omega$ , 0.0400W
Io @ Vrms : 2.65V	= 628 $\mu$ Arms
Ratio Correction factor (RCF*)	= 1.01 @ 10% (Multiply current reading by this factor to compensate for transformer losses)

Volt/Amp at rated Ip for different loads			
100 $\Omega$	500 $\Omega$	2000 $\Omega$	5000 $\Omega$
0.10	0.43	0.76	0.93

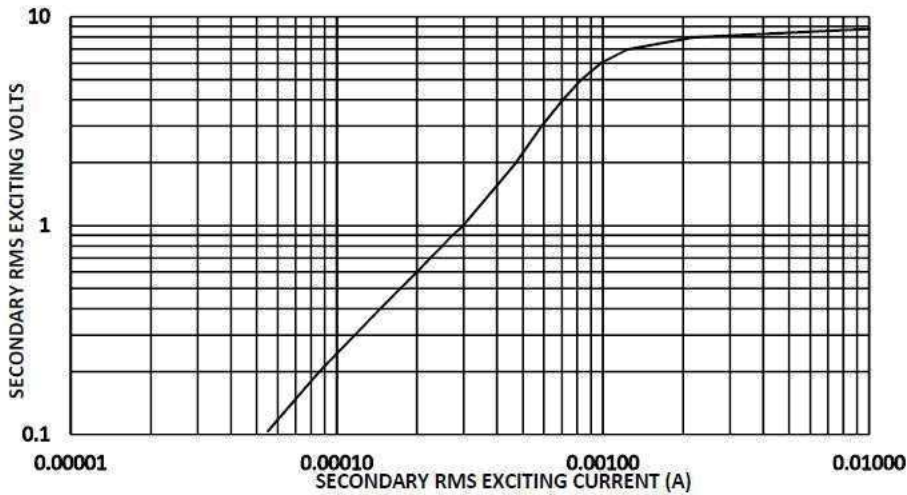
**MECHANICAL SPECIFICATION :****Top View (Suggested Pad Layout)****Front View**

All dimensions are in mm  
Linear dimensional tolerance  $\pm 0.2$ mm

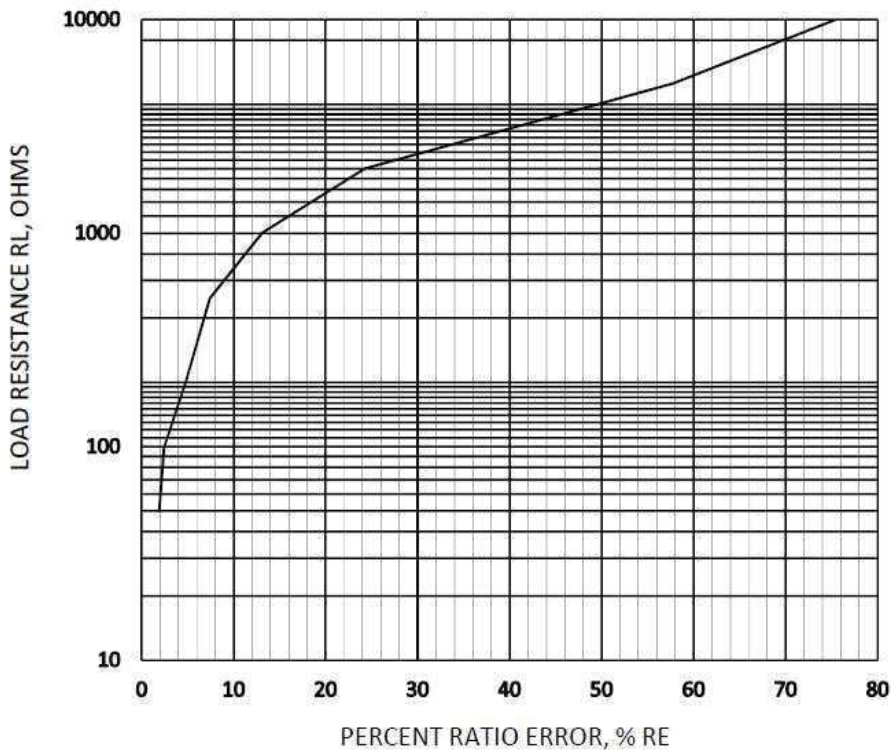
Note : Un-Used pin  $\rightarrow$  #3

**OUTPUT RESPONSE vs INPUT CURRENT @ RATED BURDEN :**

TYPICAL EXCITATION CURVE :




RATIO ERROR (%) vs RATED BURDEN @ INPUT CURRENT :



TRAFO WEIGHT:

Approx. Weight = 0.0163 kg / pc

MARKING INFORMATION:

Amgis  
 CT1020  
 Yr/Wk code  
 Dot mark for Start pin identification

-----Initial Issue-----	1	0	Balaji. R	18-Nov'2015
Changes	Issue	Rev	Initial	Date