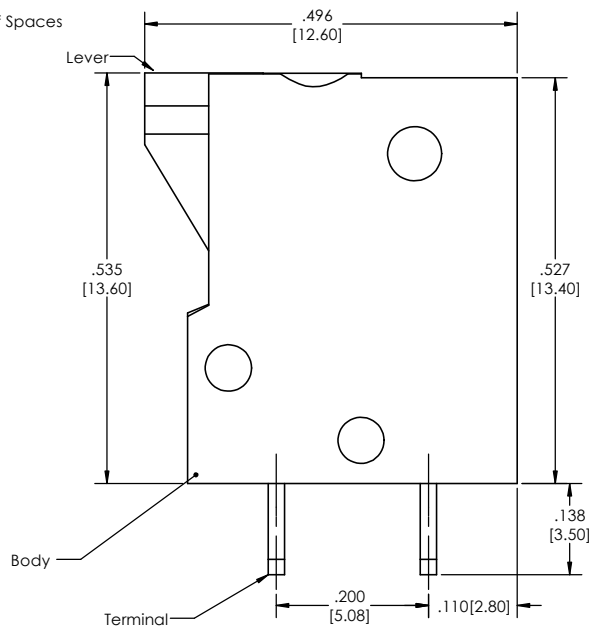
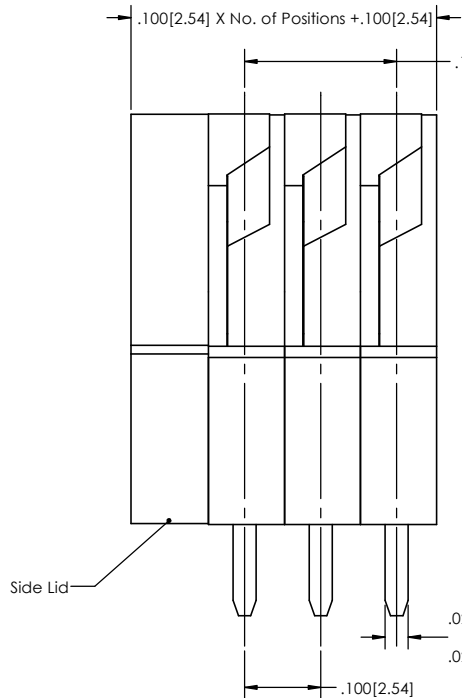
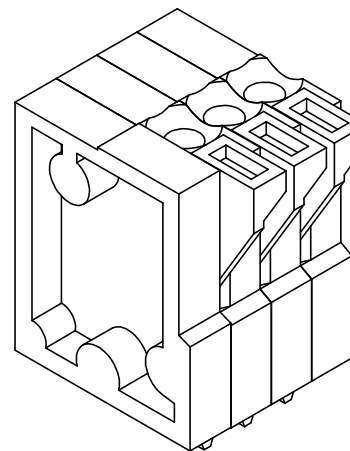
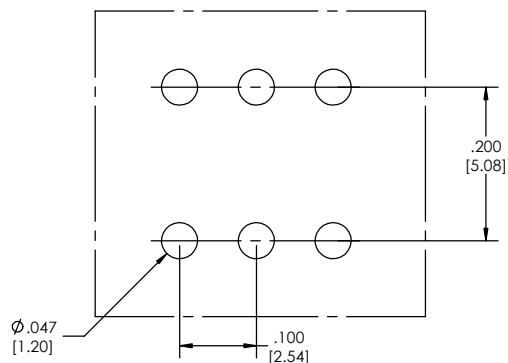


Recommended P.C. Board Layout
SCALE 8:1



TBS-01- **100** - **XX** - **XX** - **LF**
(A) (B) (C) (D)

- A. Pitch
- .100[2.54]= 100
- 2-12
- B. Number of Positions
- 2-12
- C. Color
- GR= Green (Standard)
- BK= Black
- BL= Blue
- WH= White
- GY= Grey
- OR= Orange
- YW= Yellow
- RD= Red
- BR= Brown
- D. Lead Free

Specifications:
Current Rating: 2.0 Ampere
Voltage Rating: AC 150V
Wire Range: 20-26 AWG
Insulation Resistance: DC 500V 500M Ohms Min.
Dielectric Withstanding: AC 2000V/ 1 minute
Operation Temperature: -33°C to +105°C
Strip Length: .354-.394 (9-10mm)

- Materials:
1. Body: PA66 (Nylon), UL94V-0
2. Lever: PA66 (Nylon), UL94V-0
3. Side Lid: PA66 (Nylon), UL94V-0
4. Terminal: H65 Brass, Tin Plated
5. Contact: SUS301 Stainless Steel

Tails may be clipped to achieve specific dimensions.

Products cut to specific sizes are uncancellable/ nonreturnable.
Parts are subject to change without notice.



PROPRIETARY AND CONFIDENTIAL
THE INFORMATION CONTAINED IN THIS DRAWING IS THE SOLE PROPERTY OF Major League Electronics. ANY REPRODUCTION IN PART OR AS A WHOLE WITHOUT THE WRITTEN PERMISSION OF Major League Electronics IS PROHIBITED.

UNLESS OTHERWISE SPECIFIED:		NAME	DATE	
DRAWN	EOW	05/20/14		
CHECKED	GWE	05/20/14		
ENG APPR.				
INTERPRET GEOMETRIC TOLERANCING PER:		ADDRESS:		TITLE: TBS-01-100 Series
MATERIAL		2533 Centennial Blvd. Jeffersonville, IN 47130		SIZE DWG. NO.
NEXT ASSY USED ON		Phone: 812-670-4174		REV
APPLICATION		Fax: 812-670-4175		A
DO NOT SCALE DRAWING		E-Mail: mle@mlelectronics.com		SCALE 6:1
				SHEET 1 OF 1