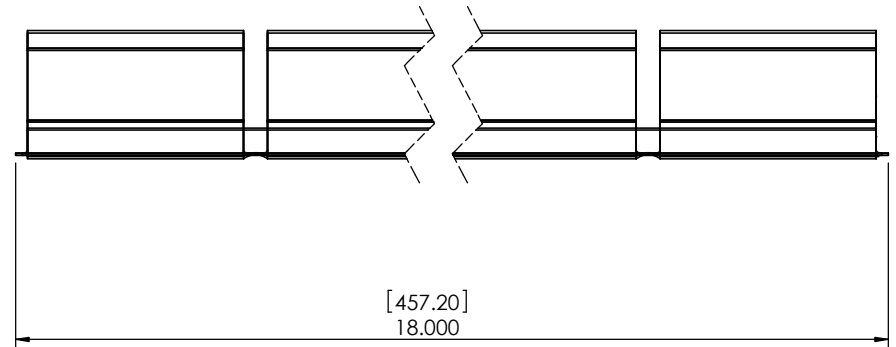
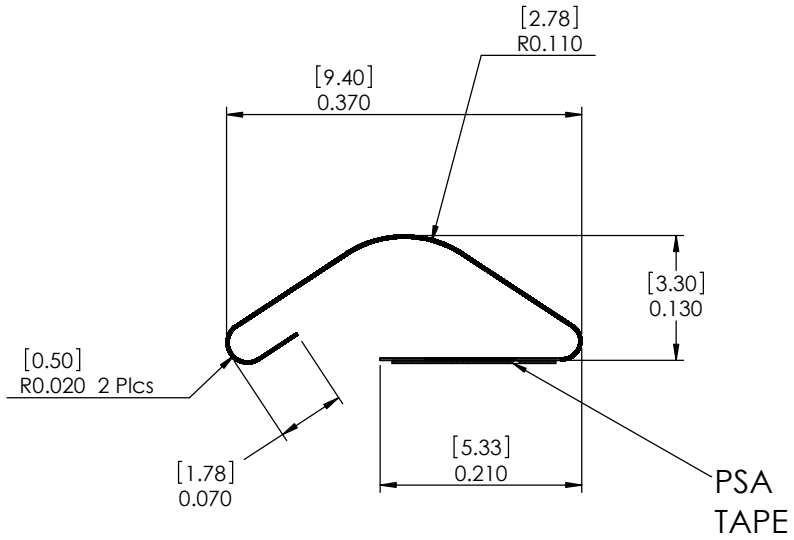
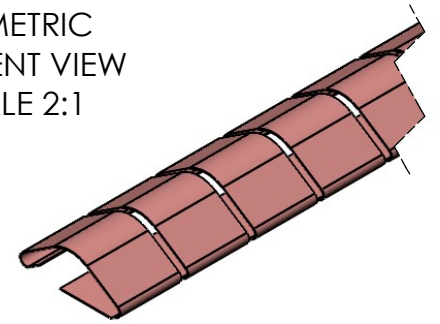




ISOMETRIC  
SEGMENT VIEW  
SCALE 2:1

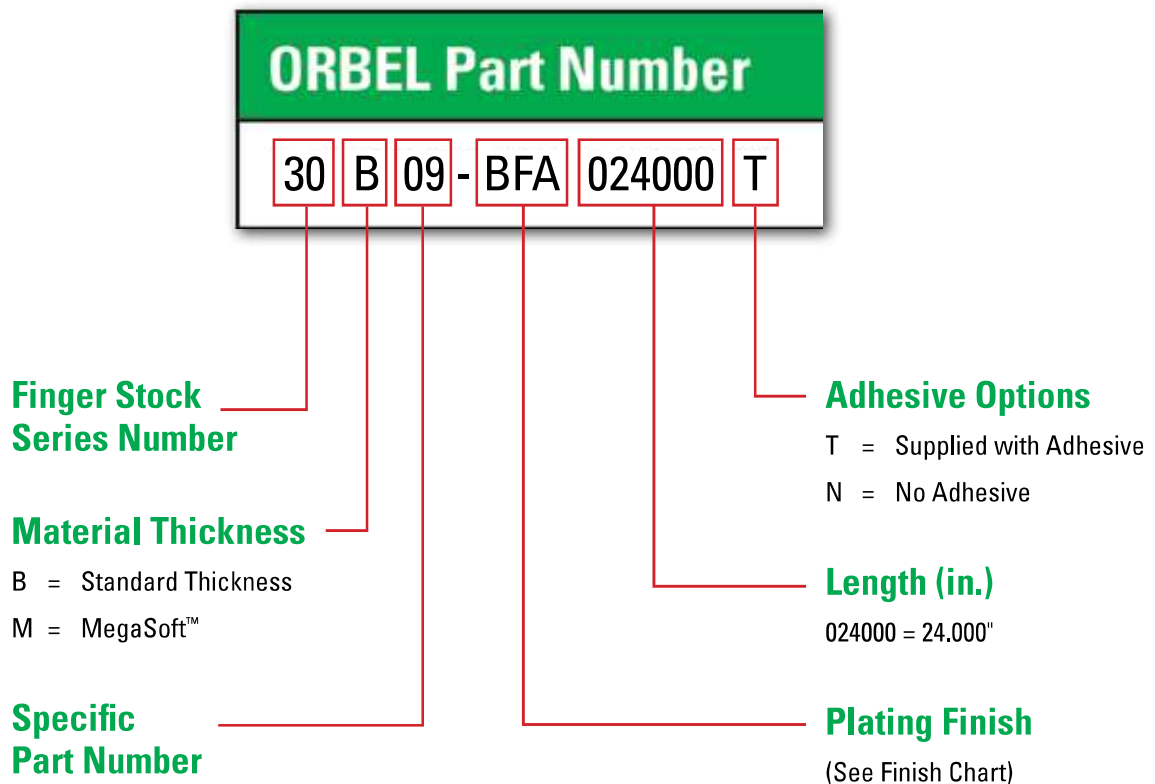


<b>RoHS Compliant</b>		DIMENSIONS ARE IN INCHES [MILLIMETERS] TOLERANCES: FRACTIONAL ± ANGULAR: MACH ± 3 Degrees TWO PLACE DECIMAL ± .015 [.381] THREE PLACE DECIMAL ± .010 [.254]	NAME	DATE	
THIRD ANGLE PROJECTION 	DO NOT SCALE DRAWING		DRAWN	TNC	
<b>PROPRIETARY AND CONFIDENTIAL</b> THE INFORMATION CONTAINED IN THIS DRAWING IS THE SOLE PROPERTY OF ORBEL CORPORATION. ANY REPRODUCTION IN PART OR AS A WHOLE WITHOUT THE WRITTEN PERMISSION OF ORBEL CORPORATION IS PROHIBITED.		MATERIAL:	ENG APPR.		
		.003" [.076] BeCu ALLOY 25, 1/2 HARD	MFG APPR.		
		FINISH:	Q.A.		
		WEIGHT: 0.133oz. [3.783g]	COMMENTS:		
			SCALE: 1:10	CAGE CODE: 57DU2	SIZE DWG NO. REV. <b>A</b> 26B02-BFA01800T 01
			SHEET 1 OF 1		

# HOW TO ORDER FINGER-STOCK GASKETS

The chart below is an easy-to-use reference on how Orbel finger-stock gasket part numbers are created and used to order standard and custom gaskets. Custom configurations that fall outside of our standard gasket styles are also available.

## Sample Part Number: 30B09-BFA024000T



PLATING FINISHES			
Finish Type	Finish Code	Finish Type	Finish Code
SILVER	AGA	NICKEL, ELECTROLESS	NIP
GOLD .000050" MIN	AUA	TIN/LEAD 90/10, MATTE	PBA
GOLD .000050" MIN with NICKEL FLASH UNDERPLATE	AUK	TIN/LEAD 60/40, MATTE	PBB
BRIGHT FINISH, UNPLATED	BFA	TIN/LEAD 90/10, BRIGHT	PBC
BRIGHT FINISH, SOLDERABLE	BFS	TIN/LEAD 60/40, BRIGHT	PBD
CADMIUM + CLEAR CHROMATE	CDA	TIN, BRIGHT	SNA
CADMIUM + YELLOW CHROMATE	CDB	TIN, MATTE	SNB
NICKEL, BRIGHT	NIA	ZINC + CLEAR CHROMATE	ZNA
NICKEL, MATTE OR SULFAMATE NICKEL	NIB	ZINC + YELLOW CHROMATE	ZNB

All plating thicknesses are .0001" min. except where noted.