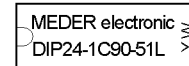
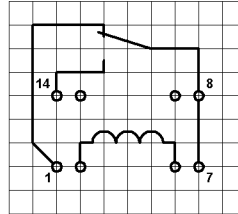
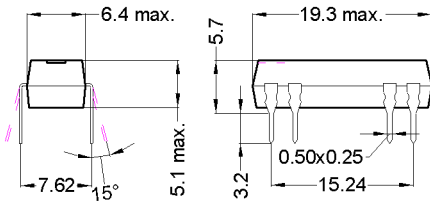


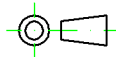
Dimensions

Layout 51L Pitch 2.54 / Top View

Marking

Type - Layout
 Production-Code
 EN60062



 unspecified tolerances ± 0.1mm
 nicht spezifizierte Toleranzen ± 0.1mm

Coil Data at 20 °C	Conditions	Min	Typ	Max	Unit
Coil resistance		1.800	2.000	2.200	Ohm
Coil voltage			24		VDC
Rated power			288		mW
Coil current			12		mA
Thermal resistance	max. Relay temperature = operating temperature + self heating		100		K/W
Inductance			140		mH
Pull-In voltage				16,8	VDC
Drop-Out voltage		3,6			VDC

Contact data 90	Conditions	Min	Typ	Max	Unit
Contact rating	Any DC combination of V & A not to exceed their individual max.'s			10	W
Switching voltage	DC or Peak AC/ with 40% overdrive			175	V
Switching current	DC or Peak AC/with 40% overdrive			0,5	A
Carry current	DC or Peak AC/ with 40% overdrive			1	A
Contact resistance static	Measured with 40% overdrive Start Value			150	mOhm
Insulation resistance	RH <45 %, 100 V test voltage	1			TOhm
Breakdown voltage	according to IEC 255-5	0,25			kV DC
Operate time, incl. bounce	measured with 40% overdrive			0,7	ms
Release time	measured with no coil excitation			1,5	ms
Capacity	@ 10 kHz across open switch		1		pF

Special Product Data	Conditions	Min	Typ	Max	Unit
Number of contacts			1		
Contact - form			Form C - Changeover		
Dielectric Strength Coil/Contact	according to IEC 255-5	1,5			kV DC
Insulation resistance Coil/Contact	RH <45%, 200 VDC test voltage	1,5			TOhm
Capacity Coil/Contact	@ 10 kHz		2		pF
Case colour			black		
Housing material			epoxy resin		
Connection pins			CuFe2P tin plated		
Magnetic Shield			no		
Reach / RoHS conformity			yes		
Approval			NRNT2.E156887		
Approval			NRNT8.E156887		

Modifications in the sense of technical progress are reserved

Designed at: 23.04.04 Designed by: SCHELLHORN Approval at: 05.11.09 Approval by: KOLBRICH
 Last Change at: 23.04.04 Last Change by: SCHELLHORN Approval at: Approval by:

Version: 01



Products for tomorrow...

Europe: +49 / 7731 8399 0 | Email: info@meder.com
USA: +1 / 508 295 0771 | Email: salesusa@meder.com
Asia: +852 / 2955 1682 | Email: salesasia@meder.com

Item No.:
3224001051
Item:
DIP24-1C90-51L

Environmental data	Conditions	Min	Typ	Max	Unit
Shock	1/2 sine wave duration 11ms			50	g
Vibration	from 10 - 2000 Hz			20	g
Operating temperature		-20		70	°C
Storage temperature		-35		95	°C
Soldering temperature	wave soldering max. 5 sec.			260	°C
Washability				fully sealed	

General data	Conditions	Min	Typ	Max	Unit
Total weight			2		g
Packaging				Tube per 25 piece	

Modifications in the sense of technical progress are reserved

Designed at: 23.04.04 Designed by: SCHELLHORN
Last Change at: 23.04.04 Last Change by: SCHELLHORN

Approval at: 05.11.09 Approval by: KOLBRICH
Approval at: Approval by:

Version: 01