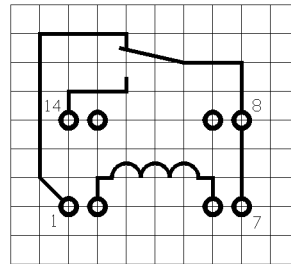
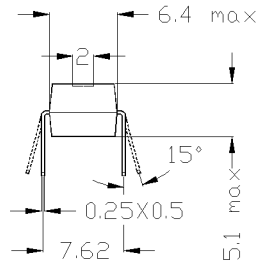
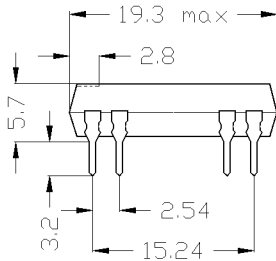
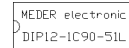


Belegung / layout : 51 L



Aufdruck / marking :



Raster / pitch 2.54
 Ansicht von oben / top view

dimensions / Abmessungen (mm)
 tolerances acc. to DIN ISO 2768-m

| Coil Data at 20 °C | Conditions | Min | Typ | Max | Unit |
|--------------------|--|-----|-----|-----|------|
| Coil resistance | | 450 | 500 | 550 | Ohm |
| Coil voltage | | | 12 | | VDC |
| Rated power | | | 288 | | mW |
| Coil current | | | 24 | | mA |
| Thermal resistance | max. Relay temperature = operating temperature + self heating | | 105 | | K/W |
| Inductance | | | 41 | | mH |
| Pull-In voltage | | | | 8,4 | VDC |
| Drop-Out voltage | | 1,8 | | | VDC |

| Contact data 90 | Conditions | Min | Typ | Max | Unit |
|----------------------------|--|-----|-----|-----|-------|
| Contact rating | Any DC combination of V & A not to exceed their individual max.'s | | | 10 | W |
| Switching voltage | DC or Peak AC/ with 40% overdrive | | | 175 | V |
| Switching current | DC or Peak AC/with 40% overdrive | | | 0,5 | A |
| Carry current | DC or Peak AC/ with 40% overdrive | | | 1 | A |
| Contact resistance static | Measured with 40% overdrive Start Value | | | 150 | mOhm |
| Insulation resistance | RH <45 %, 100 V test voltage | 1 | | | TOhm |
| Breakdown voltage | according to IEC 255-5 | 0,2 | | | kV DC |
| Operate time, incl. bounce | measured with 40% overdrive | | | 0,7 | ms |
| Release time | measured with no coil excitation | | | 1,5 | ms |
| Capacity | @ 10 kHz across open switch | | 1 | | pF |

| Special Product Data | Conditions | Min | Typ | Max | Unit |
|------------------------------------|------------------------|-----|-----|---------------------------|-------|
| Number of contacts | | | | 1 | |
| Contact - form | | | | Form C - Changeover | |
| Dielectric Strength Coil/Contact | according to IEC 255-5 | 1,5 | | | kV DC |
| Insulation resistance Coil/Contact | 40 °C, 95% R.H. | 1 | | | TOhm |
| Capacity Coil/Contact | @ 10 kHz | | 1,8 | | pF |
| Case colour | | | | | |
| Housing material | | | | mineral filled epoxy | |
| Connection pins | | | | FeNi-alloy tinned | |
| Magnetic Shield | | | | no | |
| Reach / RoHS conformity | | | | yes | |
| Approval | | | | UL File No. NRNT2.E156887 | |
| Approval | | | | UL File No. NRNT8.E156887 | |

Modifications in the sense of technical progress are reserved

Designed at: 21.04.04 Designed by: SCHELLHORN Approval at: 21.08.09 Approval by: KOLBRICH
 Last Change at: 21.04.04 Last Change by: SCHELLHORN Approval at: Approval by:

Version: V1.0



Products for tomorrow...

Europe: +49 / 7731 8399 0 | Email: info@meder.com
USA: +1 / 508 295 0771 | Email: salesusa@meder.com
Asia: +852 / 2955 1682 | Email: salesasia@meder.com

Item No.:
3212001051
Item:
DIP12-1C90-51L

| Environmental data | Conditions | Min | Typ | Max | Unit |
|-----------------------|-----------------------------|-----|-----|-----|--------------|
| Shock | 1/2 sine wave duration 11ms | | | 50 | g |
| Vibration | from 10 - 2000 Hz | | | 20 | g |
| Operating temperature | | -20 | | 70 | °C |
| Storage temperature | | -35 | | 95 | °C |
| Soldering temperature | wave soldering max. 5 sec. | | | 260 | °C |
| Washability | | | | | fully sealed |

| General data | Conditions | Min | Typ | Max | Unit |
|--------------|------------|-----|-----|-----|-------------------|
| Total weight | | | 1,4 | | g |
| Packaging | | | | | Tube per 25 piece |

Modifications in the sense of technical progress are reserved

Designed at: 21.04.04 Designed by: SCHELLHORN Approval at: 21.08.09 Approval by: KOLBRICH
Last Change at: 21.04.04 Last Change by: SCHELLHORN Approval at: Approval by:

Version: V1.0