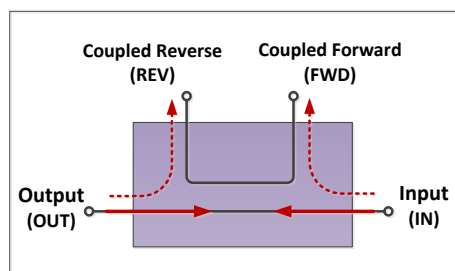


RoHS Compliant

Electrical schematic

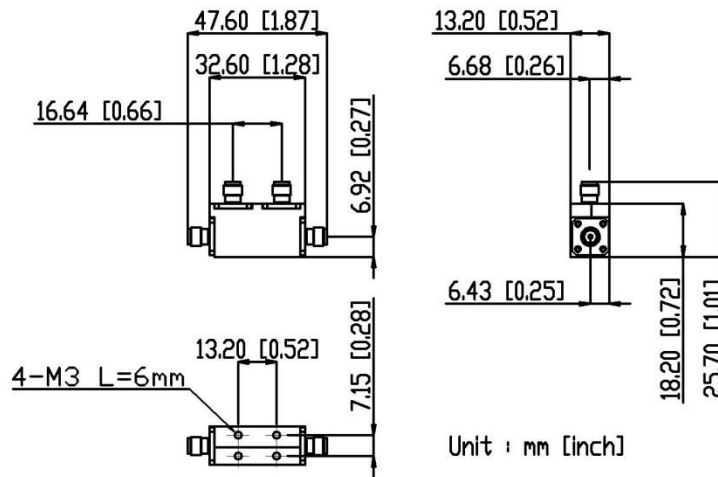


Electrical Specifications

Parameter	Unit	Frequency (GHz)	Min.	Typ.	Max.
Nominal Coupling (Forward Direction)	dB	4 – 8	8.75	10	11.25
Coupling Flatness (Forward Direction)				±0.6	±0.9
Directivity (Forward Direction)			23	27	
Main Line VSWR	:1			1.15	1.25
Coupled Line VSWR				1.15	1.25
Insertion Loss (Including Coupling Loss)	dB			0.9	1.1
Nominal Coupling (Reverse Direction)			8.75	10	11.25
Coupling Flatness (Reverse Direction)				±0.6	±0.9
Directivity (Reverse Direction)			21	25	
Average Power Handling	W				20

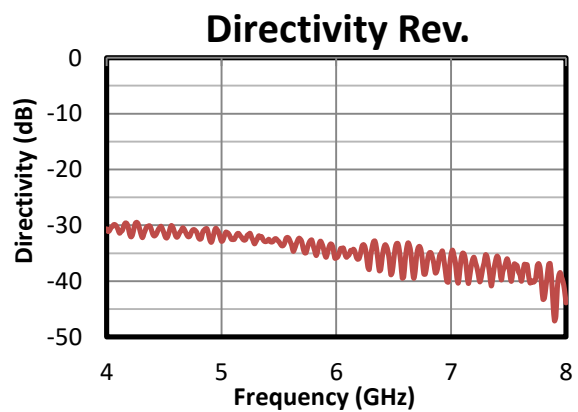
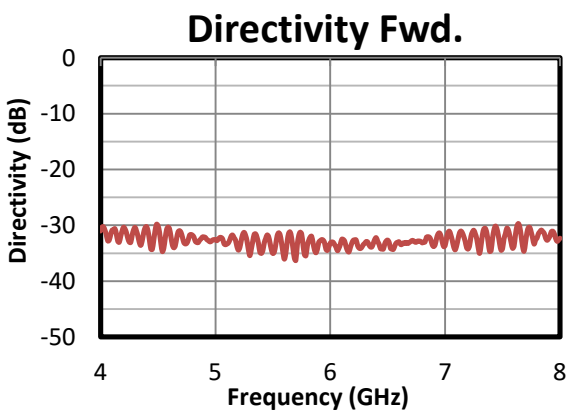
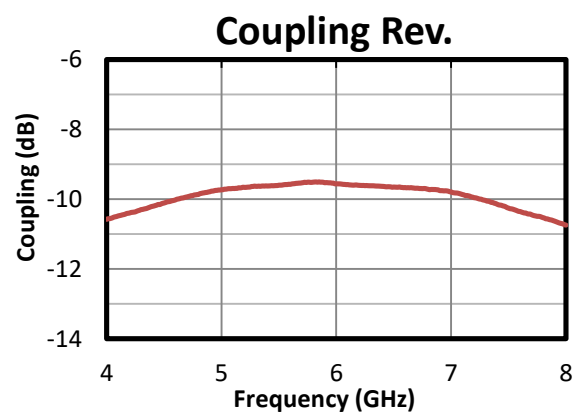
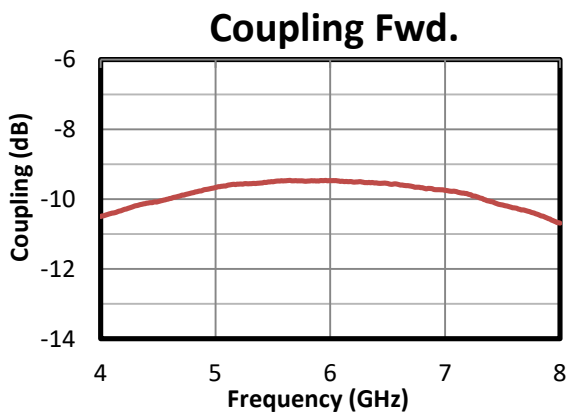
Operated in 50Ω system, 25°C environment.

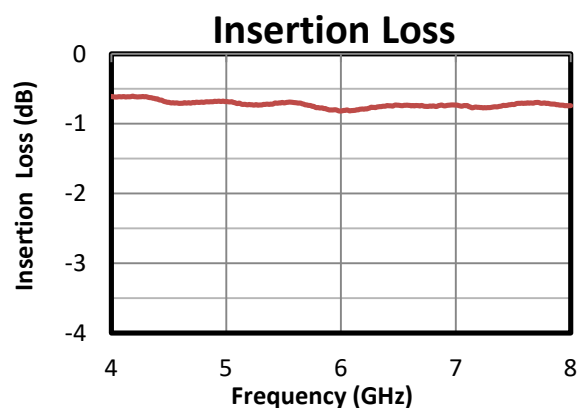
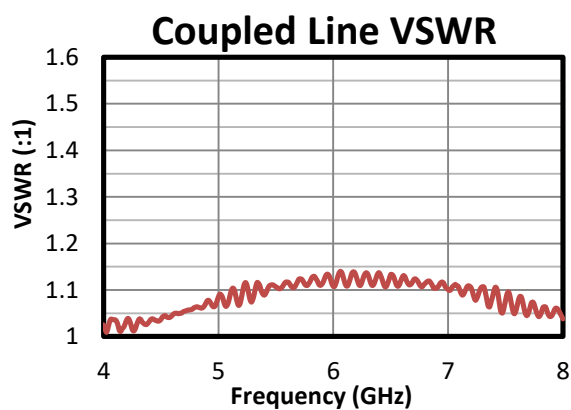
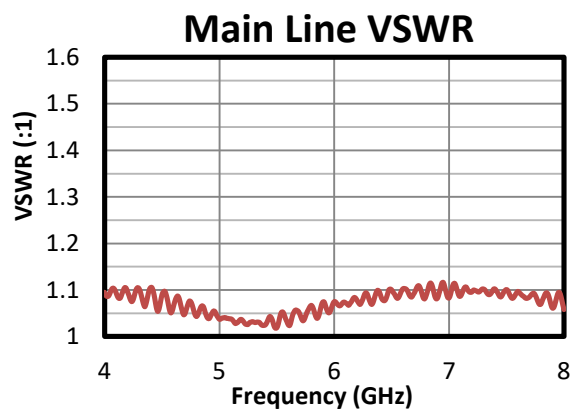
Outline Drawing



Connectors: SMA Female

Typical Performance





Typical performance S-parameter file: <https://www.amtery.com/zh-tw/goods-56>

For each S/N S-parameter file, go to <https://www.amtery.com/en/downloads>

Note: Specifications are subject to change without notice.