

Specifications

Electrical Ratings	switch : 25mA @ 24VDC carry : 100mA @ 24VDC	Dielectric Strength	500Vrms min
Electrical Life	2,000 cycles typical	Insulation Resistance	>100MΩ min
Contact Resistance	<25mΩ initial	Operating Temperature	-40°C to 85°C
Actuation Force	600gF maximum	Storage Temperature	-40°C to 85°C
Actuator Travel	0.90mm		

Materials

Cap	Nylon, UL94V-0, white
Cover	Nylon, UL94V-0, black
Housing	Nylon, UL94V-0, black
Contacts	Beryllium Copper, Gold over Nickel Plated
Terminals	Copper Alloy, Gold over Nickel Plated

Packaging Information

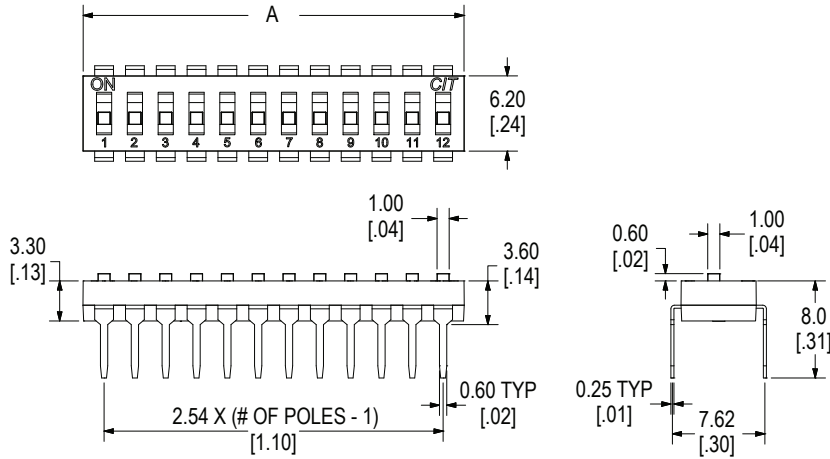
# of Poles	Tube Packaging
1	190 pieces per tube
2	98 pieces per tube
3	66 pieces per tube
4	50 pieces per tube
5	40 pieces per tube
6	33 pieces per tube
7	28 pieces per tube
8	25 pieces per tube
9	22 pieces per tube
10	20 pieces per tube
12	16 pieces per tube

Ordering Information

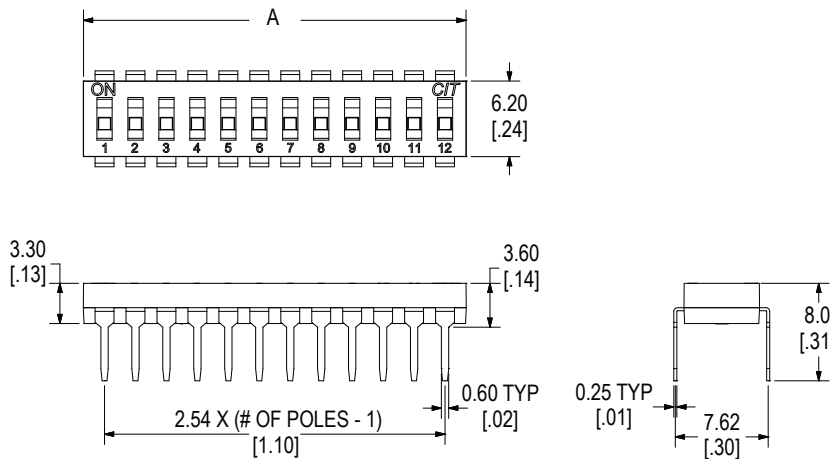
1. Series	KT	08	R	T	H
KT					
2. Number of Positions	<ul style="list-style-type: none"> 01 = 1 position 02 = 2 positions 03 = 3 positions 04 = 4 positions 05 = 5 positions 06 = 6 positions 07 = 7 positions 08 = 8 positions 09 = 9 positions 10 = 10 positions 12 = 12 positions 				
3. Actuator Height	<ul style="list-style-type: none"> E = Extended R = Recessed 				
4. Tape Seal	<ul style="list-style-type: none"> Blank = No Tape Seal T = Tape Seal <i>Not available with extended actuator height</i> 				
5. Terminal Options	<ul style="list-style-type: none"> H = Straight 				

Dimensions

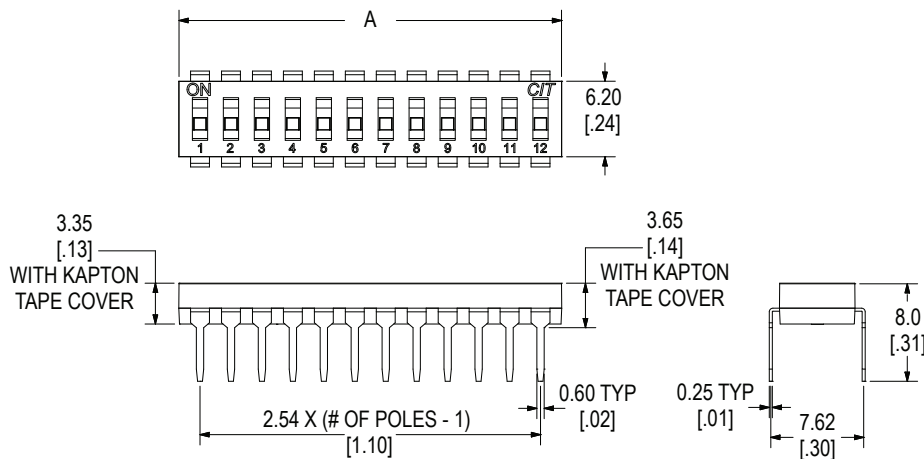
Number of Positions	"A" mm
01	3.48
02	6.02
03	8.56
04	11.10
05	13.64
06	16.18
07	18.72
08	21.26
09	23.80
10	26.34
12	31.42



Extended Actuator

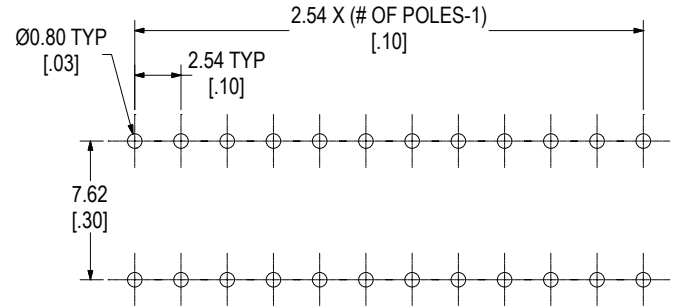
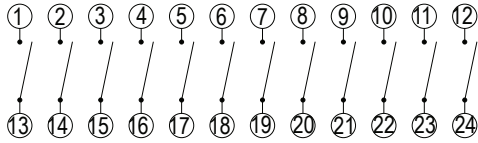


Recessed Actuator

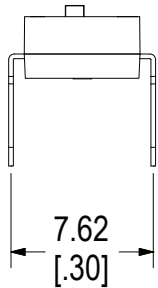


Recessed Actuator with Top Tape Seal

Schematic & PC Layout



Terminal Options



H - Straight

Notes

- All switches packaged in OFF position
- Tube packaging standard
- Switches should be soldered in the OFF position