

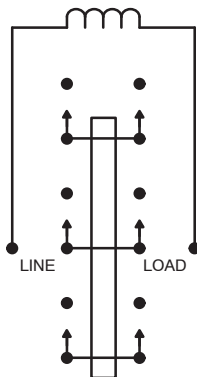

Contactors

RLY400 Series



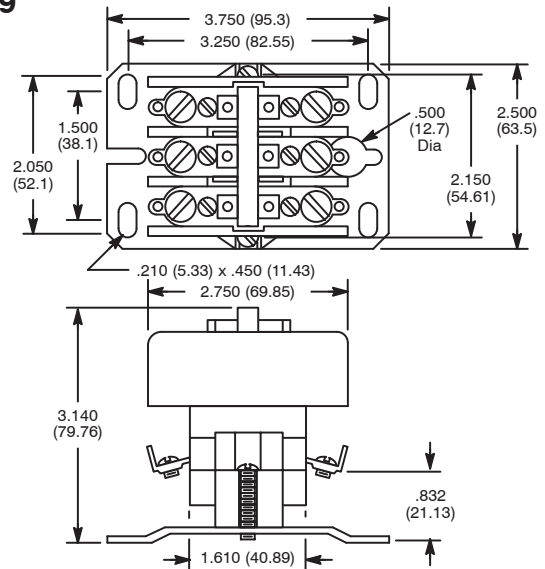
Features

- Straight Through Wiring
- Heavy Duty
- Universal Mounting Plate



Definite Purpose, 3PST-DM, 25 Amp, Magnetic Contactors

D79



Electrical Specifications

Tungsten Lamp Rating: 30A, 277VAC
 Electric Discharge Lamp Rating: 30A, 277VAC
 Heavy Duty Pilot Rating: 720VA, 120-600VAC
 (Box lug nut accessory limits voltage to 277VAC)
 Min. Load Current: 1 Amp @ 120VAC
 Duty: Continuous

Coil

Power Inrush: 40VA
 Steady State: 10VA

Duty: Continuous

Operational Characteristics

Timing Value Operate Time: 25 mS
 Release Time: 25 mS

Insulation Characteristics

Initial Breakdown Voltage: 2200V RMS

Environmental Characteristics

Operating: -55°C to +65°C

Life

Mechanical: 2,000,000 Operations
 Electrical: 500,000 Operations @ Full Load

Note It is not recommended to mount or operate contactors upside-down.

AC OPERATED

NTE Type No.	Coils		Contacts		Diag No.
	Input Voltage	Nom. Power	Contact Arr.	Max. Contact Cur. @ 600VAC	
RLY455	120 VAC	10 VA	3PST-DM	25A	D79

Full Load	Motor Rating in Amps			Resistive Rating (Elect. Heat)
	@ 240VAC	@ 480VAC	@ 600VAC	
25A	150A	125A	100A	30A

Motor Type	Motor Horsepower Ratings		
	@ 240VAC	@ 240VAC	@ 440-600VAC
1Ø2P	1.5 HP	3.0 HP	-
3Ø3P	3.0 HP	7.5 HP	10 HP

ACCESSORIES

DESCRIPTION	NTE TYPE NO.
Dual .250" Quick Connect Terminals	RLY9201
Box Lug	RLY9204
Replacement Contacts	RLY9205
Auxiliary Switch	RLY9206