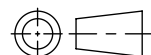
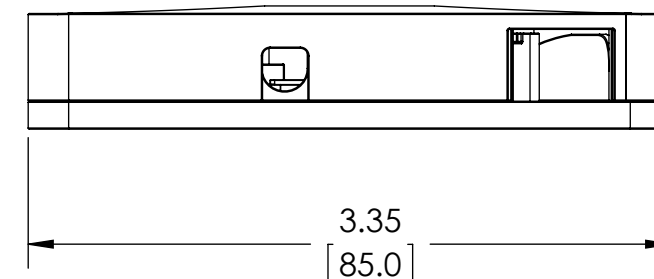
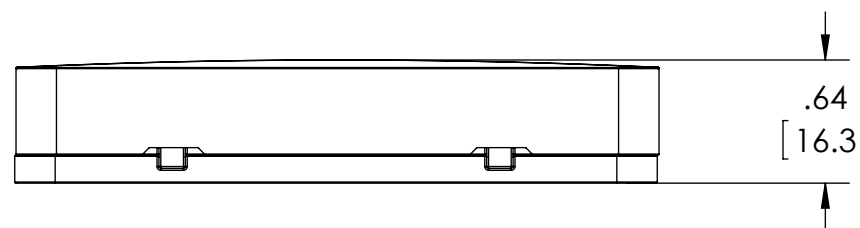
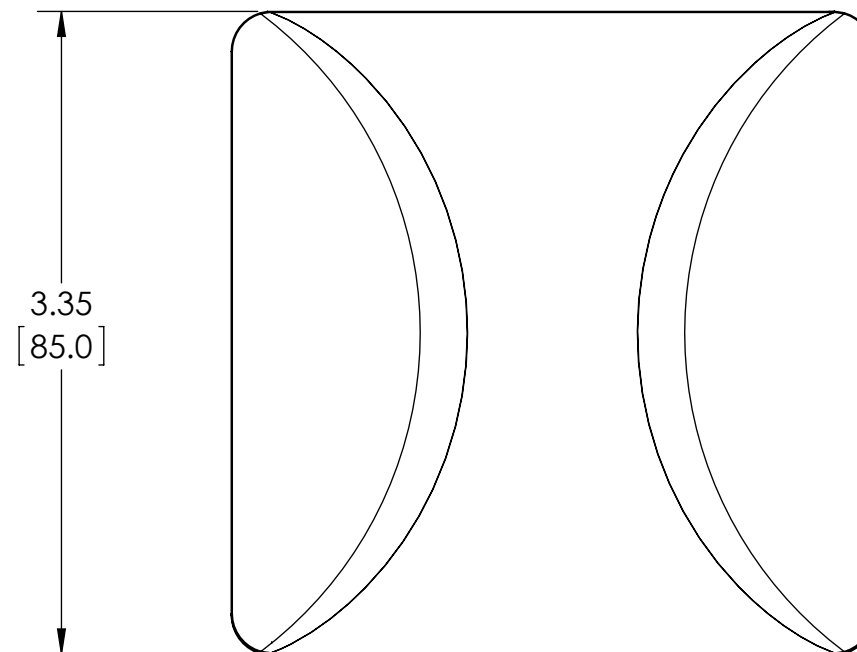
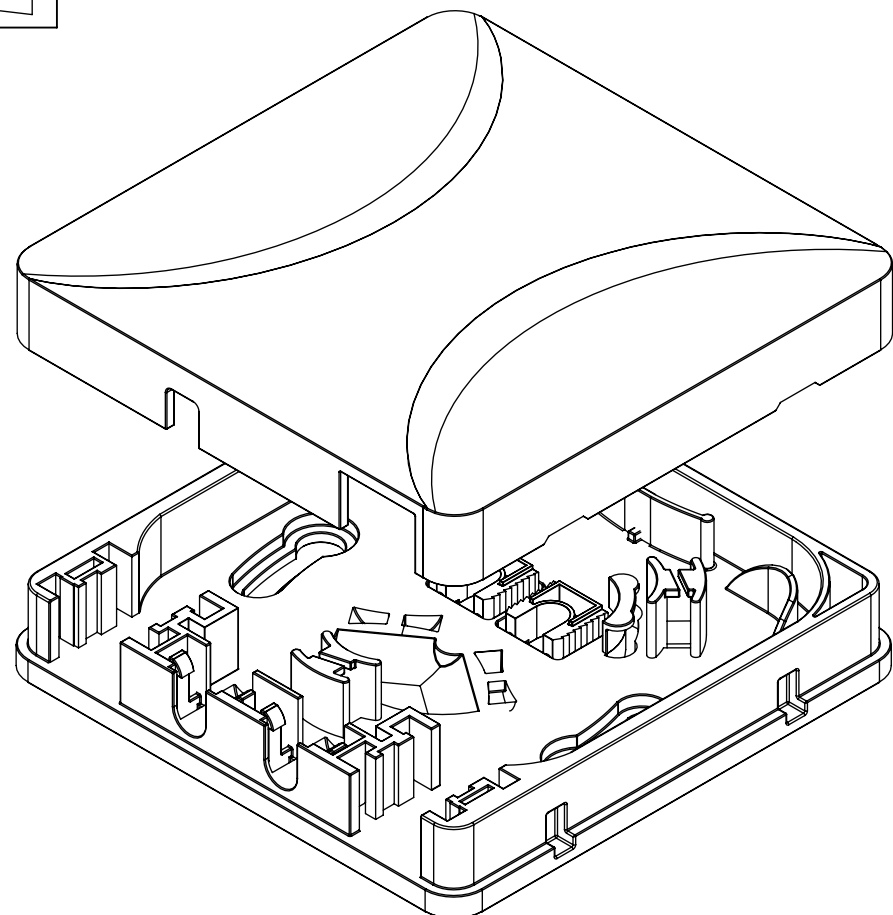


SW2015



Revision level			Revision Record	Changed	Date	Approved	Date
Drawing	State	Part					
00.0	Design Release		SEE ECN# 014308	CAS	2/14/2018	KAC	2/14/2018



PART DESCRIPTION = FWO-xyz

	STYLE (x)	ADAPTERS & PIGTAILS (y)	ADAPTER LOCATION (z)
FWO-	E = Empty	Blank = No Adapter or Pigtail	Blank = Single (Right) Port Empty
	SA = SC/APC Simplex (Green)	A = Adapter Only	D = Dual Ports Empty
	S2 = SC Simplex MM (Beige)	P = Adapter & Pigtail	R = Right port Installed (Standard)
	S4 = SC Simplex MM (Aqua)		2 = Both Left and Right Installed
	SS = SC Simplex SM (Blue)		
	LA = LC/APC Duplex (Green)		
	L2 = LC MM Duplex (Beige)		
	L4 = LC MM Duplex (Aqua)		
	LS = LC SM Duplex (Blue)		

MAXIMUM NUMBER OF ADAPTERS	2x SC SIMPLEX OR 2x LC DUPLEX
Maximum Number of Splices	2 (45mm MAX LENGTH)
Color	WHITE
MECHANICAL PROTECTION	IK07

Notes	Material	Units:	The copyright of this drawing is reserved by HellermannTyton. It is issued on condition that it is not reproduced, copied, or disclosed to a third party, either wholly or in part, without the consent of HellermannTyton.
	ABS	inches Dimension without tolerances details to: .xxxx = ±.0005 .xxx = ±.005 .xx = ±.01 .x = ±.03 None = ±.06 ∠ = ±0.5° Dimension Formatted in/[mm]	

Drawn	CAS	2/14/2018	Article/Type-No	FWO SERIES	Scale	1:1
Approved	KAC	2/14/2018	Title	Fiber Wall Outlet	Project Number	PRP18-0364
 North America Email: corp@htamericas.com Web: www.hellermann.tyton.com			Drawing-No	PRODUCTION : Phase	Format	B
			18-0364-001-CSU		Sheet	1/1