




Technical Data Sheet for NL2022T

Thermoelectric Module



NOMINAL PERFORMANCE IN NITROGEN

Hot Side Temperature (°C)	27	50
ΔT_{max} (°C):	78	89
Q _{max} (watts):	0.39	0.44
I _{max} (amps):	1.4	1.4
V _{max} (vdc):	0.8	1.0
AC Resistance (ohms):	0.56	--

PRODUCT FEATURES

- RoHS EU Compliant
- Pretinned metallized ceramic surface(s) with 117°C solder.
- Thermistor mounted on edge of cold side ceramic. (Calibration available.)
- Elevated temperature burn-in with test data provided.

ORDERING OPTIONS

Model Number	Description
NL2022T-01	Both Surfaces are Metallized
NL2022T-02	Hot Side Exterior is Metallized
NL2022T-03	No Metallization

OPERATION CAUTIONS

For maximum reliability, storage and operation below 85°C in a non-condensing environment is recommended. To minimize thermal stress, use linear/proportional temperature control or a similar method rather than an ON/OFF method.

INSTALLATION

Recommended mounting methods: Bonding with thermal epoxy or soldering with metallized ceramics. For additional information, please refer to our TEM Installation Guide.

II-VI Marlow – Dallas, TX USA
214-340-4900
877-627-5691
marlow.sales@ii-vi.com

Marlow Industries Europe
GmbH - Germany
+49 (0) 6150 5439 - 403
info@marlow-europe.eu

II-VI Japan Inc.
81 43 297 2693 (tel)
center@ii-vi.co.jp
www.ii-vi.co.jp

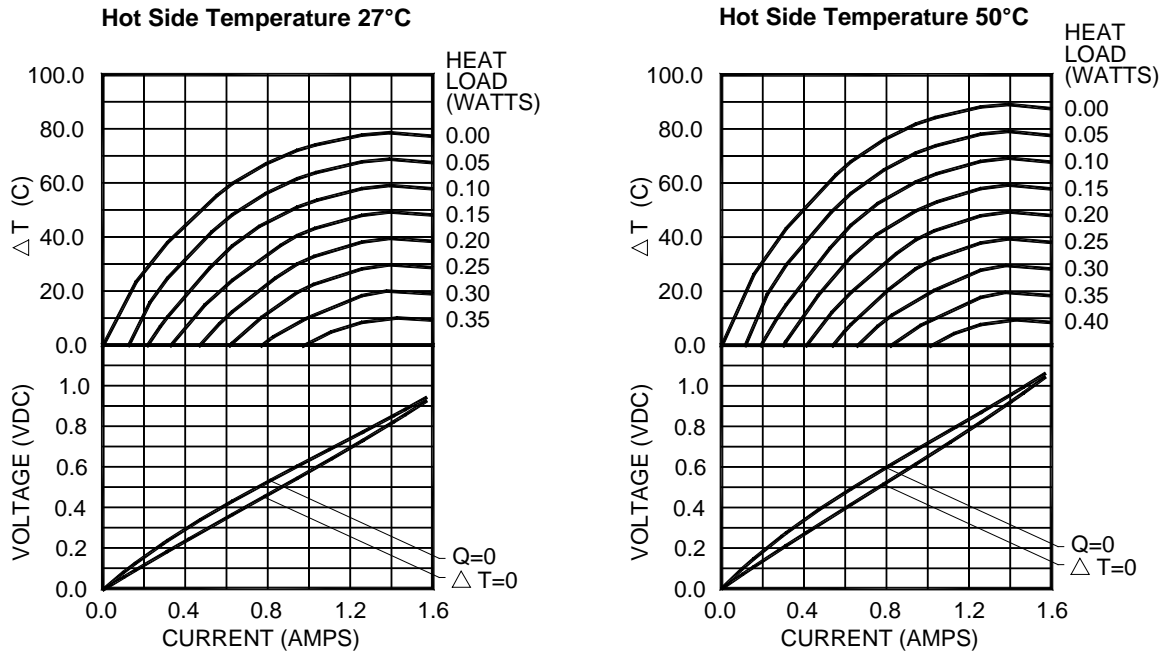
II-VI Singapore Pte., Ltd.
(65) 6481 8215 (tel)
info@ii-vi.com.sg

Marlow Industries China, II-VI
Technologies Beijing
86-10-643 98226
info@iivbj.com



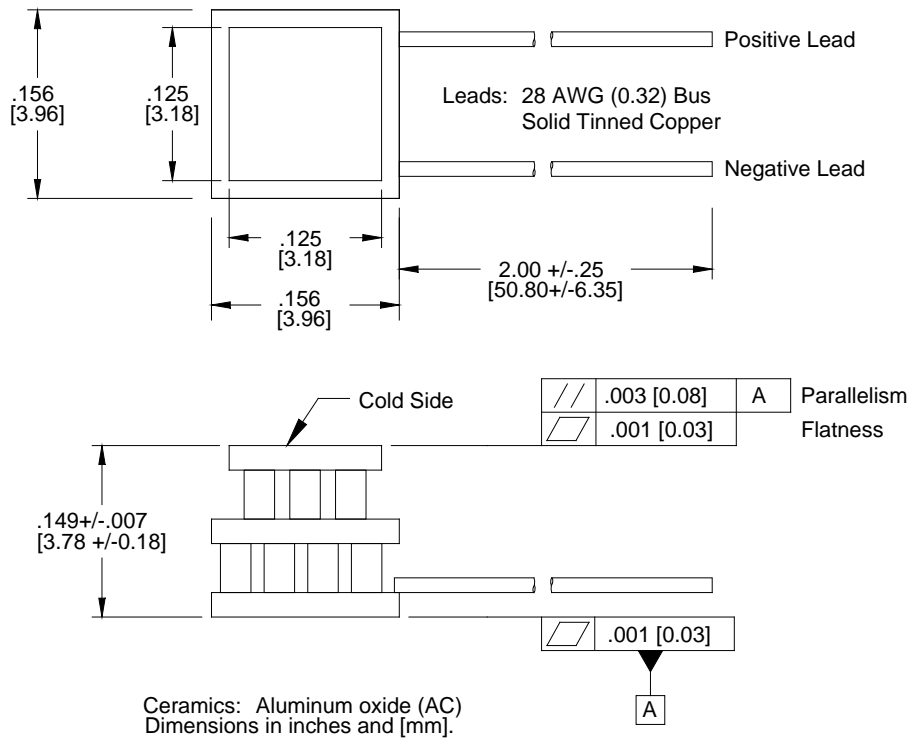
TYPICAL PERFORMANCE CURVES

ENVIRONMENT: ONE ATMOSPHERE DRY NITROGEN



For performance information in a vacuum or with hot side temperatures other than 27°C or 50°C, contact one of our Applications Engineers at 877-627-5691.

MECHANICAL CHARACTERISTICS



All units are in inches and [] are in millimeters unless otherwise stated.

For customer support or general questions please contact a local office or visit our website at www.marlow.com.

Marlow reserves the right to make product changes without notice.

